




3840 Watseka

DOWNTOWN CULVER CITY

AVAILABLE NOW! | SHORT TERM

1 OR 2 FULL FLOORS

APPROXIMATELY 10,000 - 40,000 SF



3840 Watzeka

A CREATIVE WORKSPACE IN THE HEART OF DOWNTOWN CULVER CITY

FLOOR 1, FROM 10,000 RSF - 16,000 RSF

FLOOR 1 AND 2 CAN BE MADE AVAILABLE - UP TO 40,000 RSF

AVAILABLE NOW!

OWNER PREPARED TO DO SHORT TERM ASAP

FEATURES

Polished floors

13 foot, exposed ceilings

LEED certified design

3 restrooms on floor

Large kitchen / break room

3 / 1,000 SF secured surface parking / More available

RATE: CALL BROKERS TO INQUIRE




FLOOR 1 - 10,000 - 16,000 RSF



FLOOR 2 - 10,000 - 40,000 RSF

DELIVERING
FASHION
IS OUR
PASSION.

CREATING TREND AND QUALITY FOR OUR
CLIENTS WITH GREAT CARE AND HEART.
WE BELIEVE IN MAKING A DIFFERENCE
EVERY DAY IN OUR COMPANY AND YOURS.



EXIT

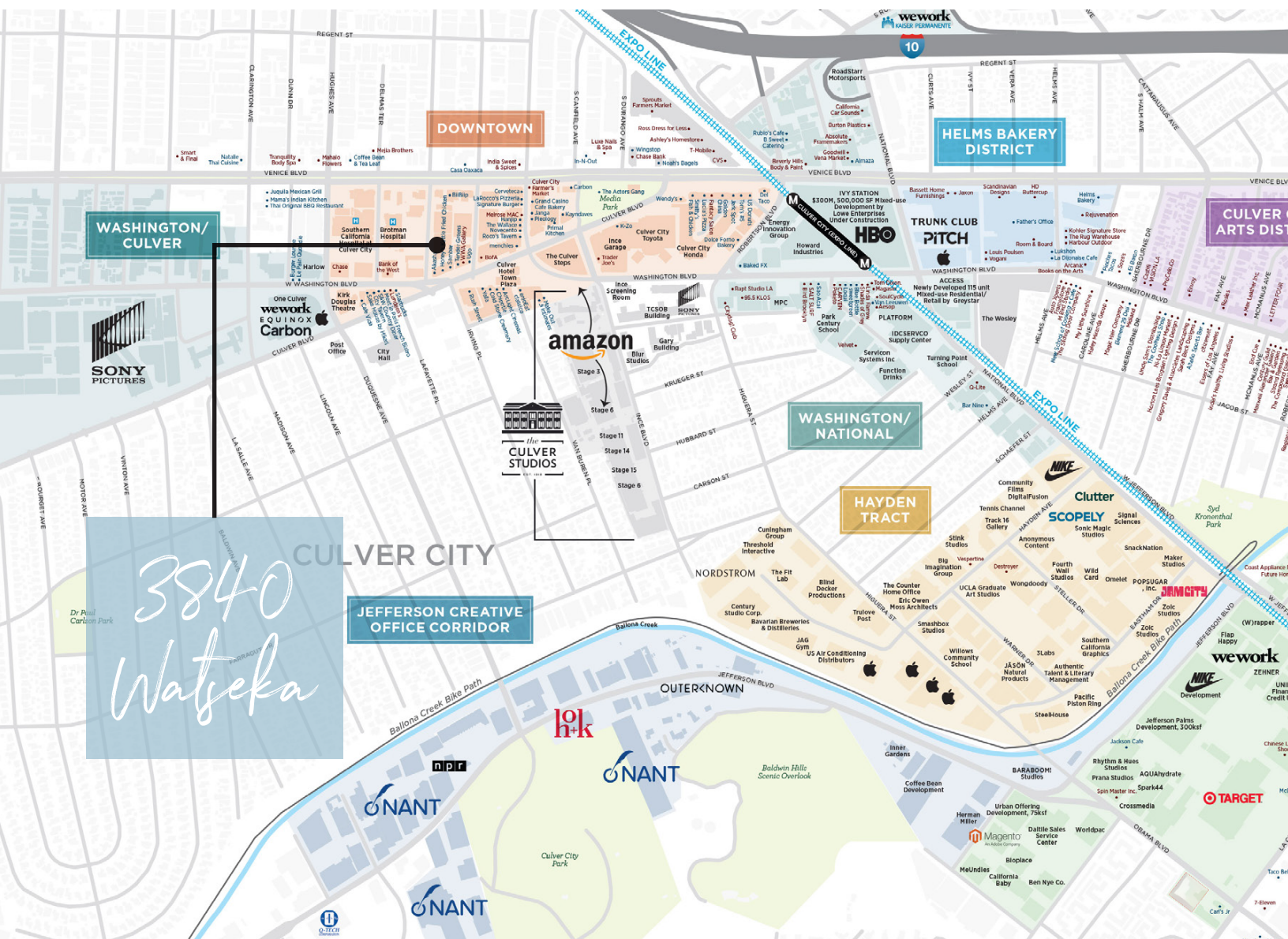
3840 Watzeka

IDEALLY LOCATED IN THE HEART OF DOWNTOWN CULVER CITY

Walking to all amenities in Downtown Culver City

Benefits from easy access to the 10 freeway

Blocks away from Amazon, Apple and HBO offices



3840 Watseka

FOR MORE INFORMATION OR TO SCHEDULE A TOUR:

TONY RANGER

Madison Partners

310.963-3635

tranger@madisonpartners.net

License ID No. 01004755

MIKE POYER

Capital Real Estate Advisors

818.324.0549

mpoyer@clrinc.com

License ID No. 00820075