

846 SIXTH AVENUE

NOMAD | CHELSEA | MIDTOWN SOUTH

SOUTHEAST CORNER OF 30TH STREET



RETAIL OVERVIEW

Ground Floor 4,457 SF

Second Floor 5,834 SF

Lower Level 2,809 SF

Frontage 68 FT on Sixth Avenue
86 FT on 30th Street
154 FT of wraparound

Possession Immediate


RETAIL FEATURES

At the base of a 24-story, 52-unit luxury residential condominium building

Tremendous ceiling heights

20 FT on Ground and Second Floors, 12 FT in Lower Level

7 subway stops, servicing **A C E 1 2 3 B D F M N Q R**
42,888,332 subway riders per year

 with an average weekday ridership of 263,300 people

Reasonable divisions considered

34.5 million SF of office space, including a 147,000-SF Nike office directly across the street

SURROUNDING TENANTS



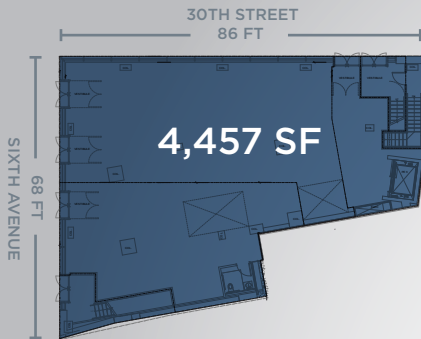
846 SIXTH AVENUE

NOMAD | CHELSEA | MIDTOWN SOUTH

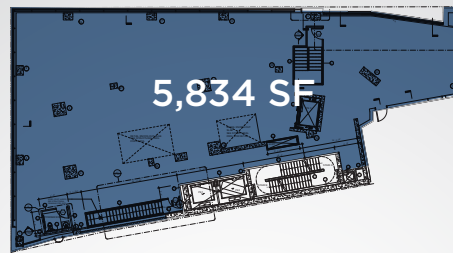
SOUTHEAST CORNER OF 30TH STREET

FLOOR PLAN

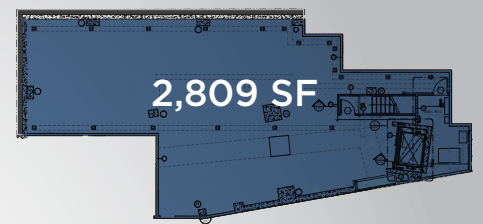
GROUND FLOOR



SECOND FLOOR

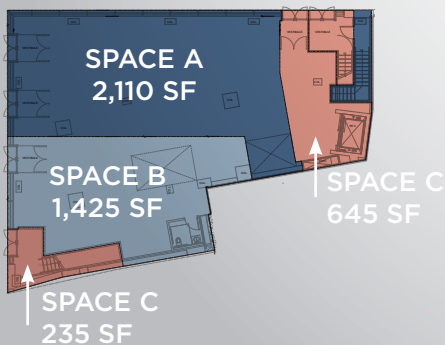


LOWER LEVEL

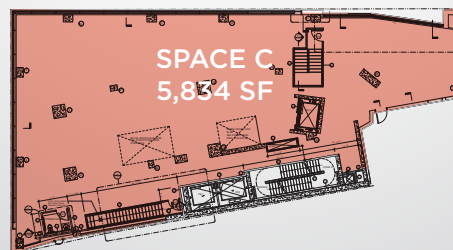


PROPOSED DIVISIONS

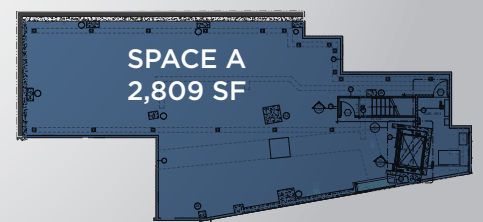
GROUND FLOOR



SECOND FLOOR



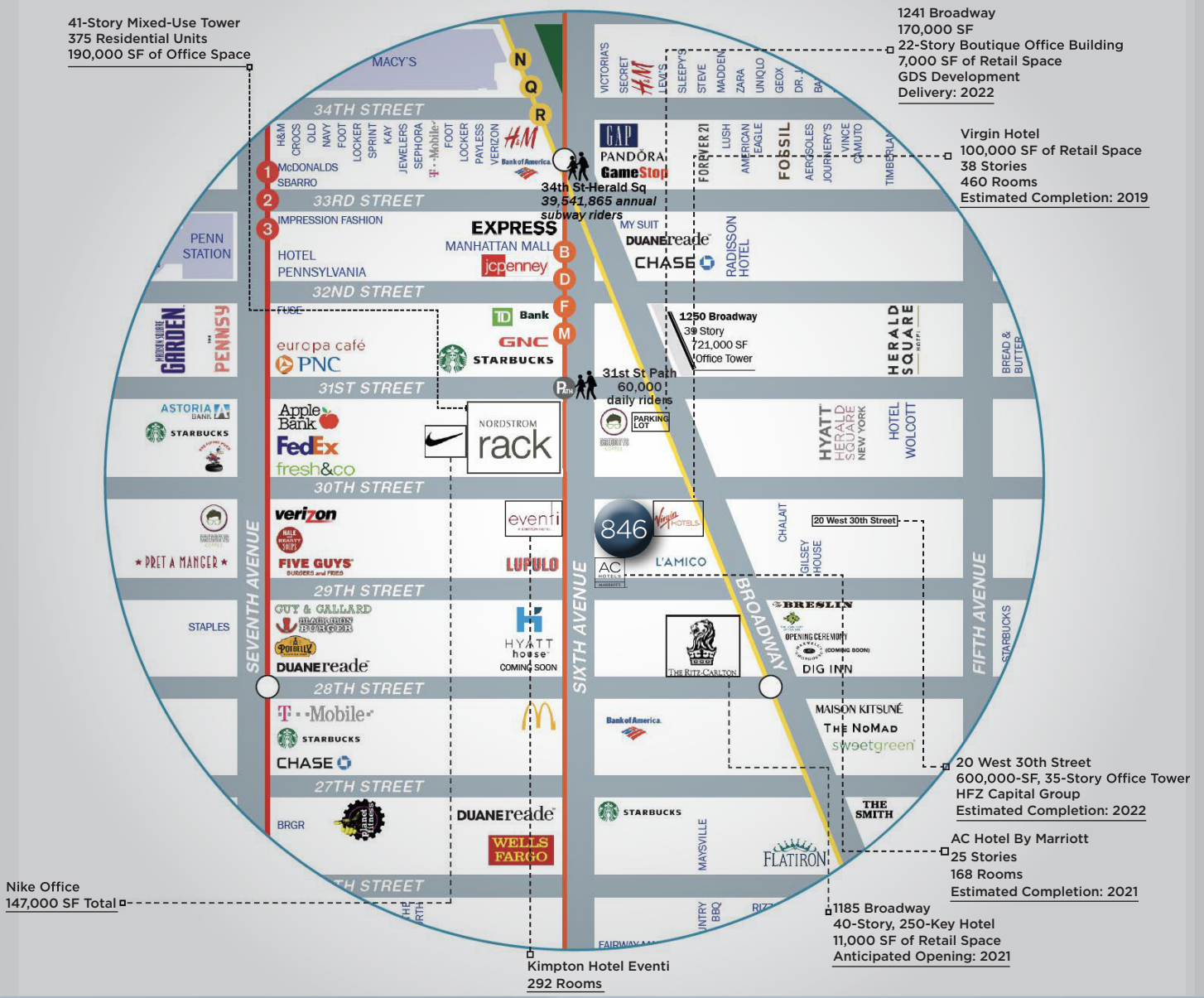
LOWER LEVEL



846 SIXTH AVENUE

NOMAD | CHELSEA | MIDTOWN SOUTH

SOUTHEAST CORNER OF 30TH STREET



For more information,
please contact our exclusive agent:

Ross Kaplan | 212.850.5418 | ross.kaplan@nrmk.com

NEWMARK

125 Park Avenue, New York, NY 10017 www.nrmk.com

The information contained herein has been obtained from sources deemed reliable but has not been verified and no guarantee, warranty or representation, either express or implied, is made with respect to such information. Terms of sale or lease and availability are subject to change or withdrawal without notice.