

CUBEWORK®



**218 Machlin Court
Walnut, CA 91789**


 **(800) 338.6369**

 info@cubework.com

 www.cubework.com

 **LEARN
MORE**

KEY DISTANCE



BUILDING SPECS:

Building size: 297,310 SF

Warehouse available: 300-50,000 SF

Private office available: 200-2,000 SF

Floor: Reinforced Concrete

Column spacing: 50' x 52'

Clear height: 30'

Drive-In Bays: 1

Exterior Dock Doors: 42

Standard Parking Spaces: 341



17.0 mi

Ontario
International Airport



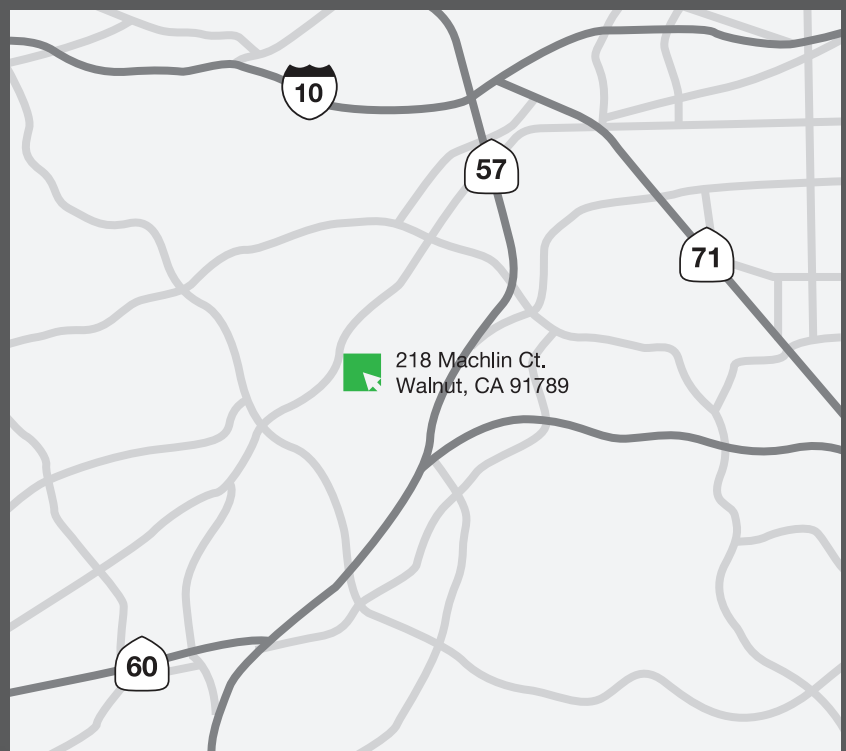
2.8 mi

UPS Store

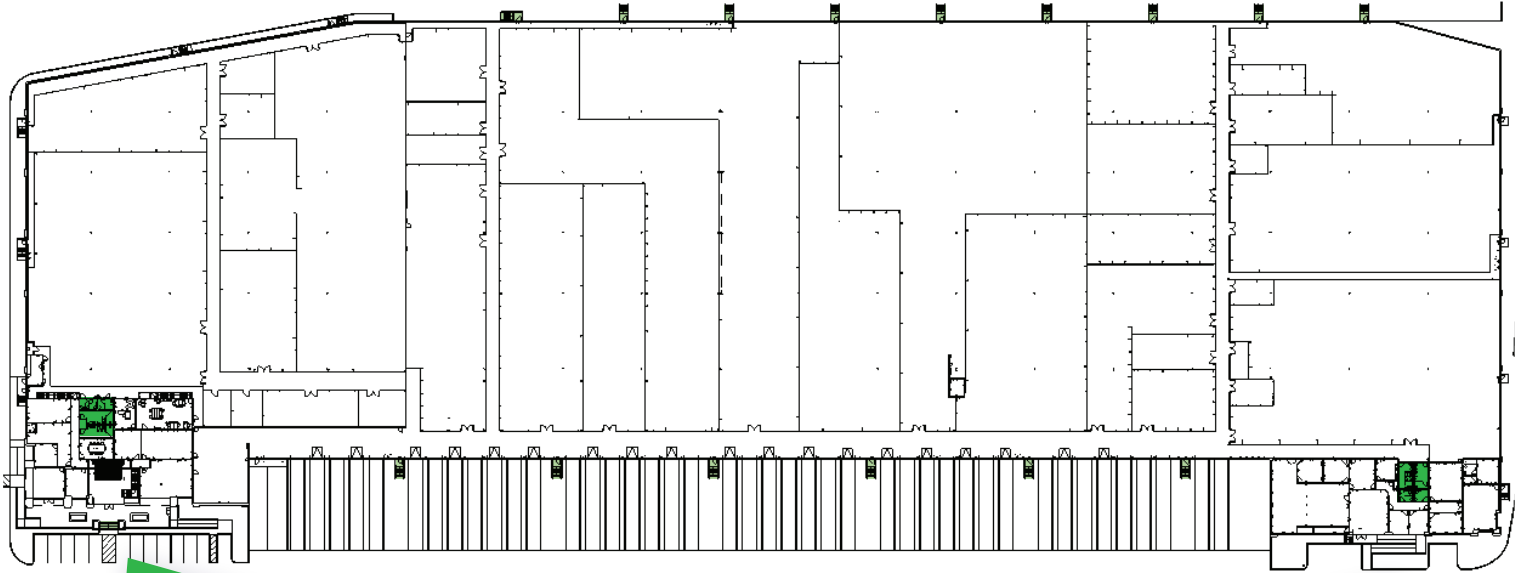


3.1 mi

United States Postal
Service (USPS)



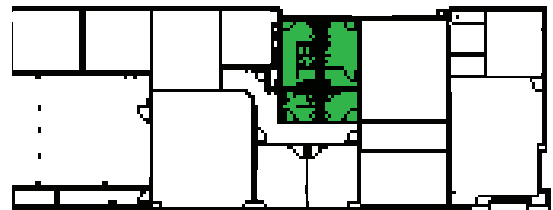
BUILDING FEATURES



OFFICE A



OFFICE B



KEY

- RESTROOMS
- STAIRS




AMENITIES

- 24/7 Building Access
- High-Speed Internet
- Unique Common Areas
- Conference Rooms
- Coffee & Fresh Water
- Creative Workspaces
- 24/7 Customer Service
- Community Managers
- Mail and Package Handling
- Loading Docks
- CCTV, Surveillance System
- Daily Cleaning and Maintenance
- Business Class Printers
- Social Events
- Global Network
- Gym & Lockers
- Fully Furnished Offices
- Security Guards

SERVICES

- Front Desk Service
- Mail and Package Handling
- Daily Cleaning
- Office Supplies
- Business Class Printers
- Fresh Coffee & Tea
- Air Conditioning
- Surveillance & Night Security Guards
- Flexible On-demand Warehouse Terms
- Option to Merge

FACILITY PHOTOS



FOR MORE INFORMATION CONTACT

 **(800) 338.6369**

 info@cubework.com

 www.cubework.com