








1235 Vine Street, Cincinnati, OH 45202

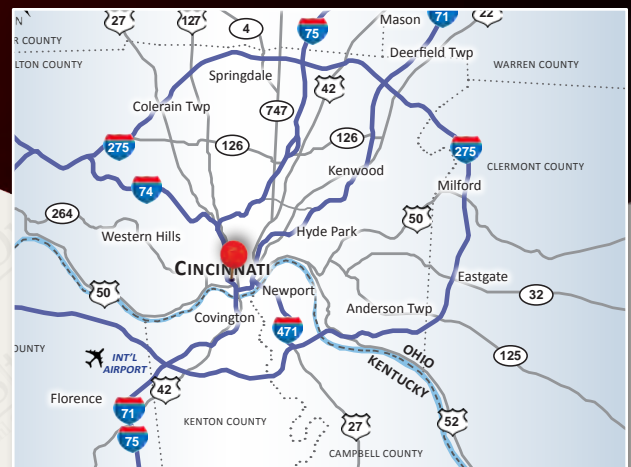
DEMOGRAPHICS

<u>Year 2019</u>	<u>One Mile</u>	<u>Three Mile</u>	<u>Five Mile</u>
Estimated Population	25,783	145,806	314,964
Median Income	\$51,860	\$44,434	\$49,814
Average HH Income	\$67,947	\$61,001	\$67,854
Daytime Population	142,268	232,009	307,649

Avg Daily Traffic Count: 19,100 (2018)

PROPERTY HIGHLIGHTS

-  1,290 SF Located in the Heart of OTR, the City's Most Walkable Neighborhood
-  Walk to Cincinnati's Most Popular Bars, Restaurants, and Boutique Stores
-  Next Door to the Lackman and Kismet and Across the Street from Homage
-  Across the street form 340 Parking Spaces in the Mercer Commons Garage
-  Located in the Middle of Vine Street, one of the Highest Foot Traffic Count Areas of Over-the-Rhine



Anthony J. Palazzolo

513.924.5266

anthony@onsiteretailgroup.com



VINE STREET

- VINDLAY MARKET
- FRENCH CRUST
- Candy

VINE STREET

- BAKERSTFIELD
- SENATE
- THE MERCER
- QUAD RAPA
- Pontiac

Over the Rhine

- PROPOSED CINCINNATI STADIUM
- Cincinnati Music Hall
- Washington Park

SITE

Cincinnati

- WESTIN HOTELS & RESORTS
- Hilton
- FOUNTAIN SQUARE
- Contemporary Arts Center
- CINCINNATI

THE BANKS

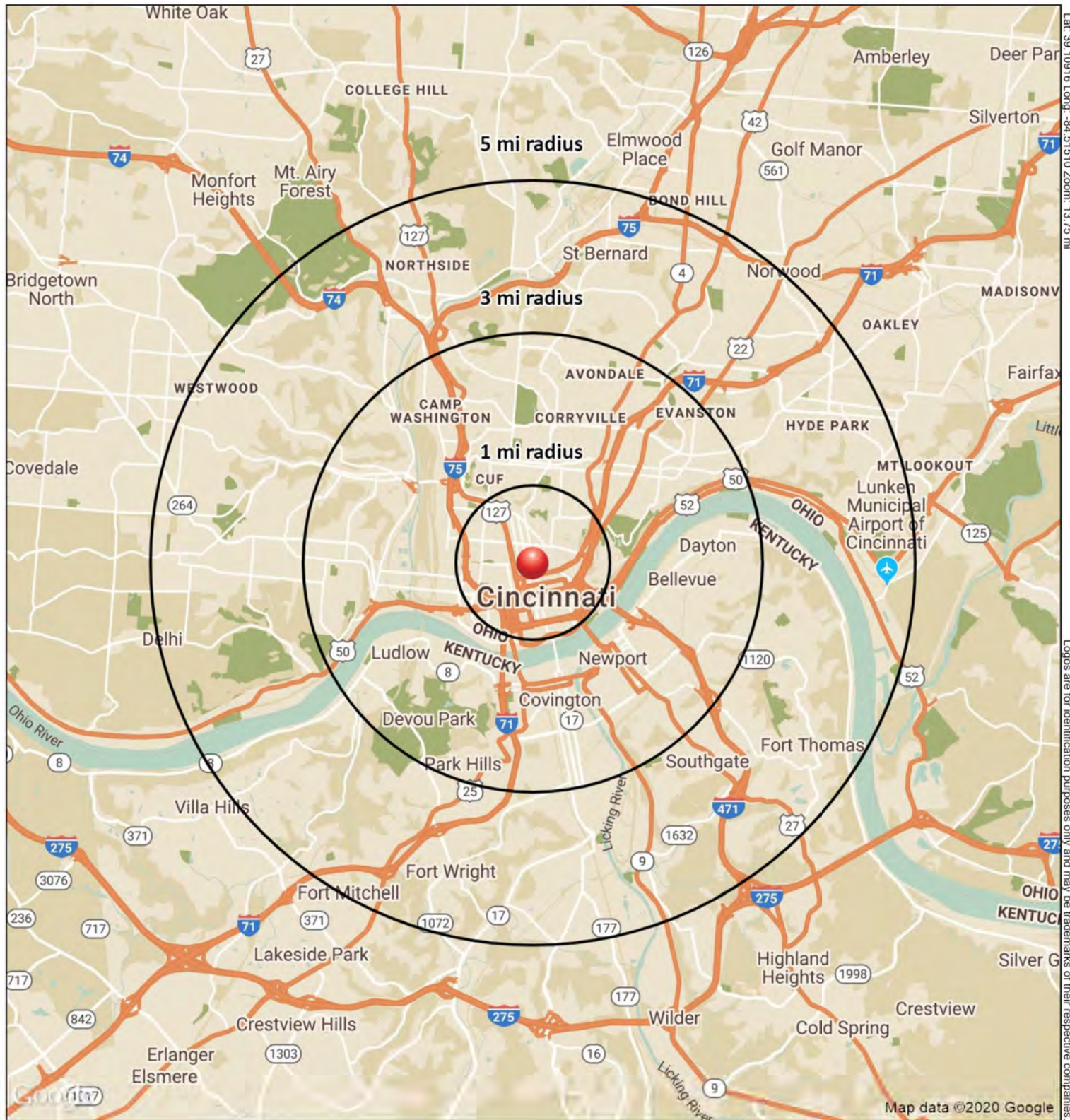
- CONDADO
- Yard House
- MOERBEN
- TASTE OF BELGIUM
- JEFFERSON SOCIAL

Anthony J. Palazzolo
513.924.5266
anthony@onsiteretailgroup.com

OVER-THE-RHINE STOREFRONT
1235 Vine Street, Cincinnati, OH 45202

OnSite
Retail Group

The information herein is produced using data from private and government sources deemed to be reliable and is provided without representation or warranty. Logos are for identification purposes only and may be trademarks of their respective companies. © 2020 OnSite Retail Group, LLC All Rights Reserved.



Lat: 39.10916 Long: -84.51510 Zoom: 13.75 mi
 Logos are for identification purposes only and may be trademarks of their respective companies.

1235 Vine St

Cincinnati, OH 45202

February 2020



SUMMARY PROFILE

2000-2010 Census, 2019 Estimates with 2024 Projections



Lat/Lon: -84.5151/39.1092

RS1

1235 Vine St		1 mi radius	3 mi radius	5 mi radius
Cincinnati, OH 45202				
POPULATION	2019 Estimated Population	25,783	145,806	314,964
	2024 Projected Population	27,818	155,686	330,397
	2010 Census Population	22,715	138,468	306,456
	2000 Census Population	24,293	154,699	339,761
	Projected Annual Growth 2019 to 2024	1.6%	1.4%	1.0%
	Historical Annual Growth 2000 to 2019	0.3%	-0.3%	-0.4%
	2019 Median Age	33.3	32.8	34.0
HOUSEHOLDS	2019 Estimated Households	13,289	66,037	141,353
	2024 Projected Households	14,269	70,209	147,364
	2010 Census Households	10,765	60,181	132,135
	2000 Census Households	11,533	67,440	146,106
	Projected Annual Growth 2019 to 2024	1.5%	1.3%	0.9%
	Historical Annual Growth 2000 to 2019	0.8%	-0.1%	-0.2%
RACE AND ETHNICITY	2019 Estimated White	38.9%	59.4%	62.3%
	2019 Estimated Black or African American	55.2%	32.4%	30.5%
	2019 Estimated Asian or Pacific Islander	2.1%	3.2%	2.5%
	2019 Estimated American Indian or Native Alaskan	0.4%	0.3%	0.3%
	2019 Estimated Other Races	3.4%	4.6%	4.4%
	2019 Estimated Hispanic	3.0%	4.0%	3.8%
INCOME	2019 Estimated Average Household Income	\$67,947	\$61,001	\$67,854
	2019 Estimated Median Household Income	\$51,860	\$44,434	\$49,814
	2019 Estimated Per Capita Income	\$36,857	\$28,447	\$30,918
EDUCATION (AGE 25+)	2019 Estimated Elementary (Grade Level 0 to 8)	2.0%	4.0%	3.5%
	2019 Estimated Some High School (Grade Level 9 to 11)	8.7%	9.8%	9.0%
	2019 Estimated High School Graduate	20.6%	25.7%	26.3%
	2019 Estimated Some College	17.2%	19.1%	19.5%
	2019 Estimated Associates Degree Only	5.8%	6.7%	7.0%
	2019 Estimated Bachelors Degree Only	25.6%	20.4%	20.3%
	2019 Estimated Graduate Degree	20.1%	14.3%	14.5%
BUSINESS	2019 Estimated Total Businesses	4,191	11,937	17,472
	2019 Estimated Total Employees	142,268	232,009	307,649
	2019 Estimated Employee Population per Business	33.9	19.4	17.6
	2019 Estimated Residential Population per Business	6.2	12.2	18.0

This report was produced using data from private and government sources deemed to be reliable. The information herein is provided without representation or warranty.