

PARC

AT PRINCETON JUNCTION

MIXED USE RETAIL CENTER
INTEGRATED WITH LUXURY LIVING
17,603 SF AVAILABLE FOR LEASE IMMEDIATELY



Toll Brothers
APARTMENT LIVING

get in touch.

ROB COOPER

office 856.866.1900

direct 856.222.3054

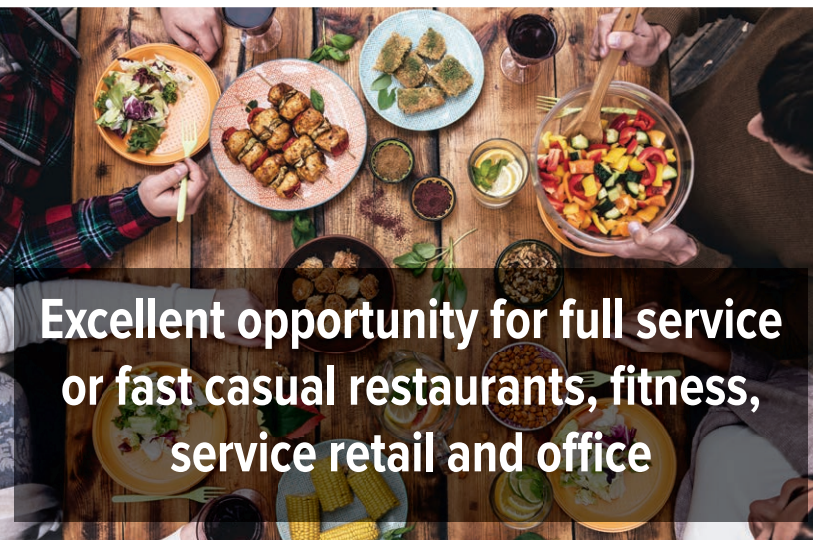
rcooper@metrocommercial.com



**Adjacent to
the Princeton
Junction Station
at West Windsor**



**232 Luxury
Apartments
100% Leased**



**Excellent opportunity for full service
or fast casual restaurants, fitness,
service retail and office**



**Over 100,000 people in
a 5 mile radius with an
Average Household Income
of \$183,388**





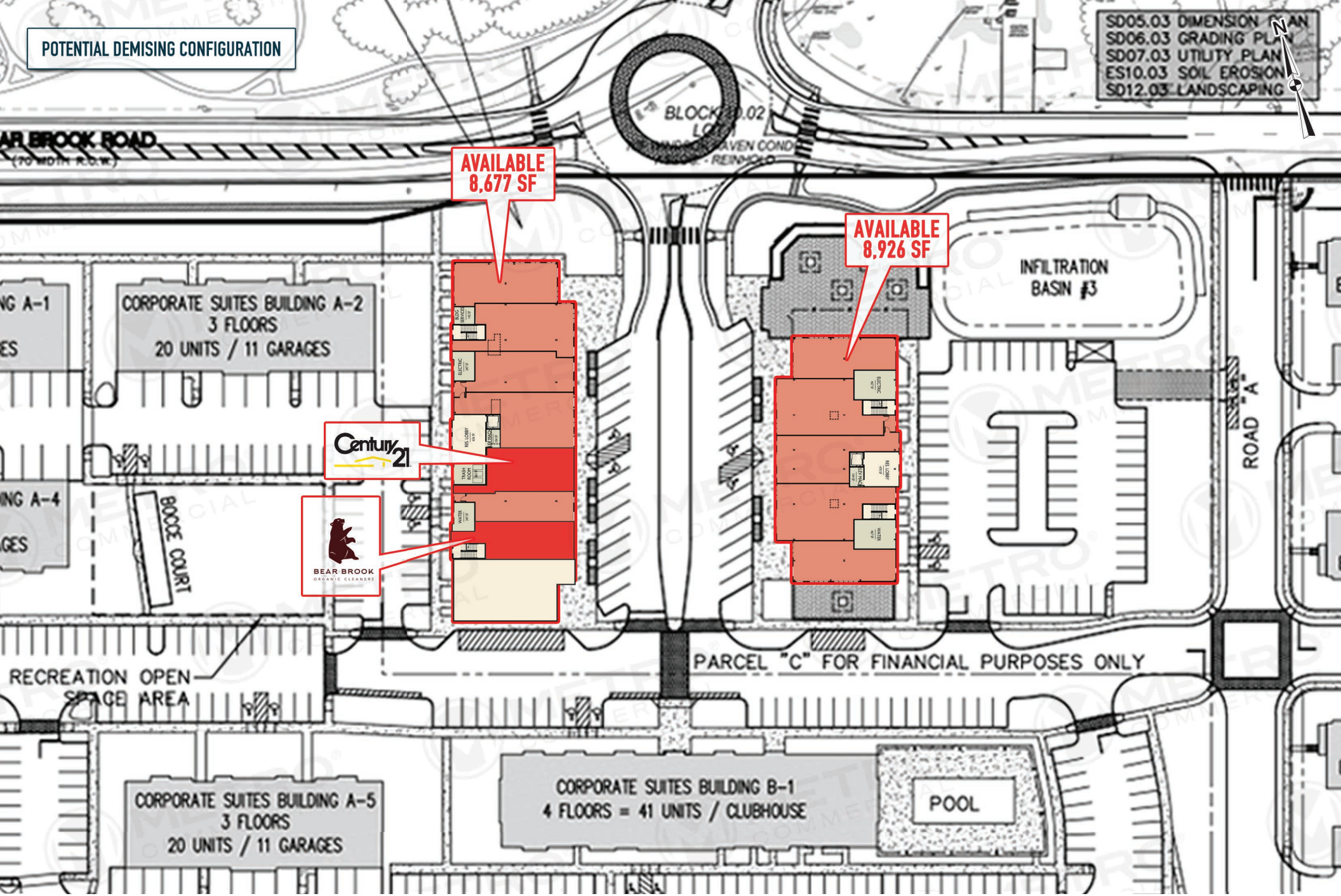
The information and images contained herein are from sources deemed reliable. However, Metro Commercial Real Estate, Inc. makes no representation whatsoever as to their accuracy or authenticity. Images shown may be modified for illustrative purposes. Images may be out-of-date and not current. 6.26.20

PARC AT PRINCETON JUNCTION WEST WINDSOR TOWNSHIP, NJ



POTENTIAL DEMISING CONFIGURATION

- SD05.03 DIMENSION PLAN
- SD06.03 GRADING PLAN
- SD07.03 UTILITY PLAN
- ES10.03 SOIL EROSION
- SD12.03 LANDSCAPING



AVAILABLE
8,677 SF

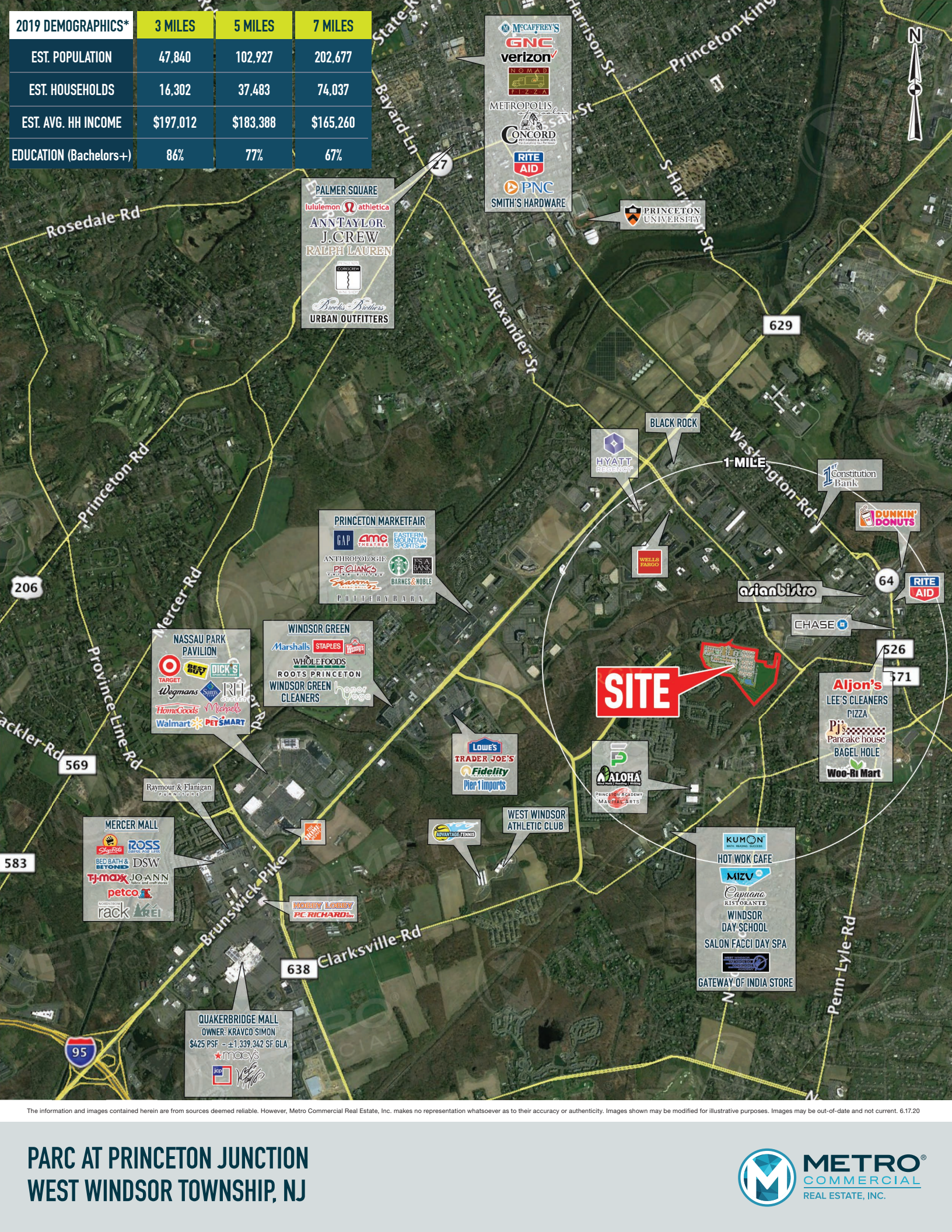
AVAILABLE
8,926 SF

The information and images contained herein are from sources deemed reliable. However, Metro Commercial Real Estate, Inc. makes no representation whatsoever as to their accuracy or authenticity. Images shown may be modified for illustrative purposes. Images may be out-of-date and not current. 6.26.20

PARC AT PRINCETON JUNCTION
WEST WINDSOR TOWNSHIP, NJ



| 2019 DEMOGRAPHICS* | 3 MILES | 5 MILES | 7 MILES |
|------------------------|-----------|-----------|-----------|
| EST. POPULATION | 47,840 | 102,927 | 202,677 |
| EST. HOUSEHOLDS | 16,302 | 37,483 | 74,037 |
| EST. AVG. HH INCOME | \$197,012 | \$183,388 | \$165,260 |
| EDUCATION (Bachelors+) | 86% | 77% | 67% |



PALMER SQUARE
 lululemon athletic
 ANN TAYLOR
 J.CREW
 RALPH LAUREN
 CONCORD
 RITE AID
 PNC
 SMITH'S HARDWARE
 PRINCETON UNIVERSITY

MECAFFREY'S
 GNC
 verizon
 N.O.M.A.D. PIZZA
 METROPOLIS
 CONCORD
 RITE AID
 PNC
 SMITH'S HARDWARE

PRINCETON MARKETFAIR
 GAP
 AMC THEATRES
 EASTERN MOUNTAIN SPORTS
 ANTHROPOLOGIE
 P.F. CHANG'S
 STARBUCKS
 BARNES & NOBLE
 POTTERYBARN

NASSAU PARK PAVILION
 TARGET
 BEYOND BOUTIQUE
 DICK'S
 Wegmans
 Rite Aid
 HomeGoods
 Michaels
 Walmart
 PET SMART

WINDSOR GREEN
 Marshalls
 STAPLES
 Wagon Wheel
 WHOLE FOODS
 ROOTS PRINCETON
 WINDSOR GREEN CLEANERS

MERCER MALL
 Ross
 Bed Bath & Beyond
 DSW
 TJ-maxx
 JO-ANN
 petco
 rack
 A&E

QUAKERBRIDGE MALL
 OWNER: KRAVCO SIMON
 \$425 PSF - ±1,339,342 SF GLA
 macy's
 JCP

SITE

Aljon's
 LEE'S CLEANERS
 PIZZA
 Pj's Pancake house
 BAGEL HOLE
 Woo-Bi Mart

KUMON
 HOT WOK CAFE
 MIZU
 Capriano RISTORANTE
 WINDSOR DAY SCHOOL
 SALON FACCI DAY SPA
 GATEWAY OF INDIA STORE

The information and images contained herein are from sources deemed reliable. However, Metro Commercial Real Estate, Inc. makes no representation whatsoever as to their accuracy or authenticity. Images shown may be modified for illustrative purposes. Images may be out-of-date and not current. 6.17.20

**PARC AT PRINCETON JUNCTION
 WEST WINDSOR TOWNSHIP, NJ**

