







### SHOPPES AT KINGS MILLS



2200 Kings Mills Road, Mason, OH 45040

#### PROPERTY HIGHLIGHTS

-  Improved Pad Sites with Parking & Utilities
-  High-Profile End Cap Restaurant/Retail Space Available
-  Drive Thru + Patio Seating Opportunity along Kings Mills Road
-  Capture Kings Island and Kings Sr. & Jr. High School's Traffic
-  Higher Sales Volumes East of I-71 on Kings Mills Road
-  Monument Sign Available

#### DEMOGRAPHICS

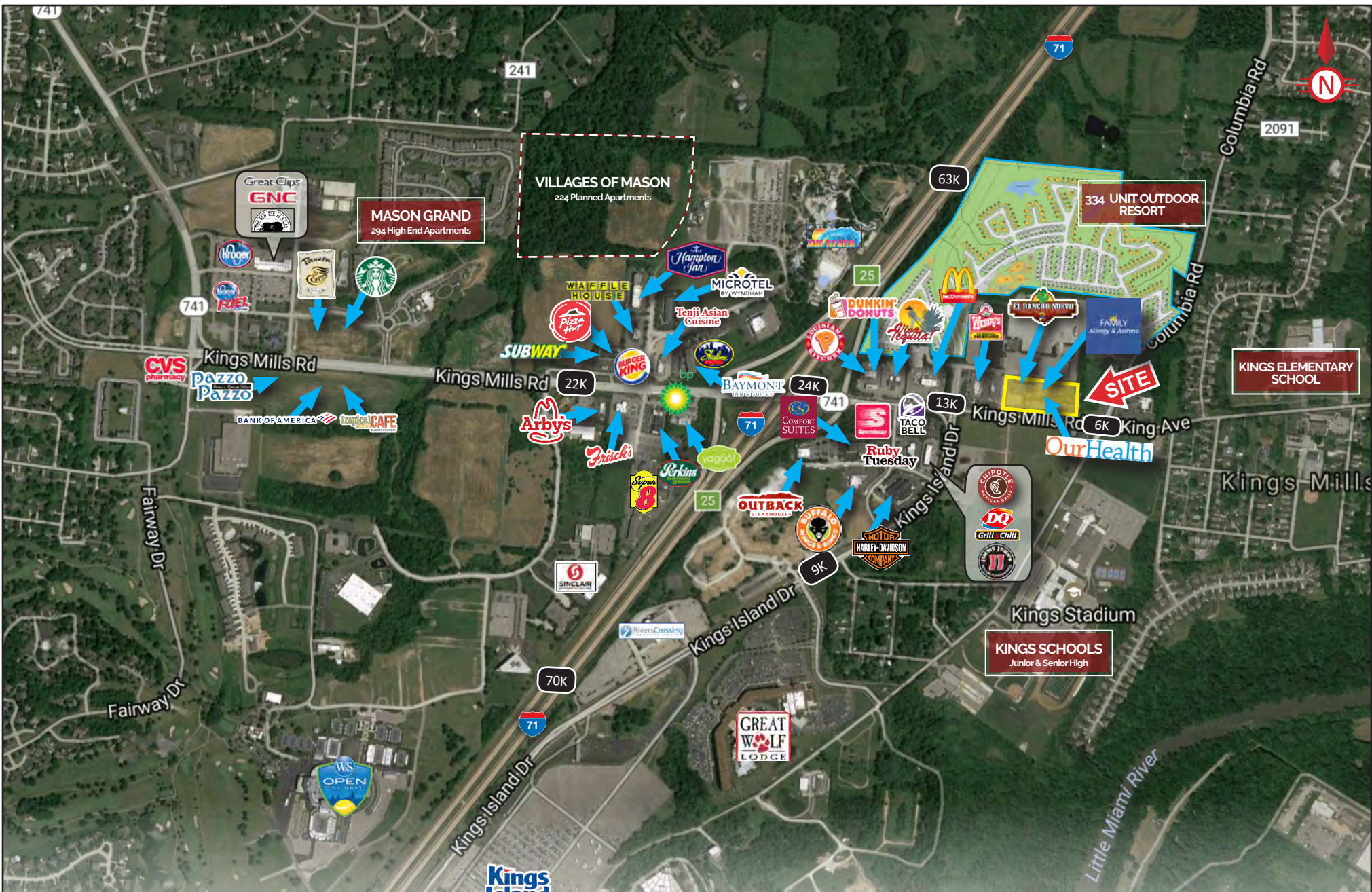
Year 2019	1 Mile	3 Mile	5 Mile
Estimated Population	2,377	33,830	99,578
Median Income	\$92,739	\$91,812	\$98,067
Average HH Income	\$130,130	\$119,793	\$122,898
Daytime Population	2,553	18,998	49,960

Traffic Counts: Kings Mills Road 8,000-23,000 ADT



**Joshua M. Rothstein**  
[josh@onsiteretailgroup.com](mailto:josh@onsiteretailgroup.com)  
513.268.4453

**Jeffrey J. Smith**  
[jeff@onsiteretailgroup.com](mailto:jeff@onsiteretailgroup.com)  
513.924.5262



Jeffrey J. Smith  
 jeff@onsiteretailgroup.com  
 513.924.5262

Joshua M. Rothstein  
 josh@onsiteretailgroup.com  
 513.268.4453

**GOLF CENTER  
 AT KINGS ISLAND**

**Kings  
 Island**  
 3.3 Million  
 Annual Visitors

# SHOPPES AT KINGS MILLS

2200 Kings Mills Road, Mason OH 45040



The information herein is produced using data from private and government sources deemed to be reliable and is provided without representation or warranty. Logos are for identification purposes only and may be trademarks of their respective companies. © 2020 OnSite Retail Group, LLC All Rights Reserved.



Joshua M. Rothstein  
513.268.4453  
josh@onsiteretailgroup.com

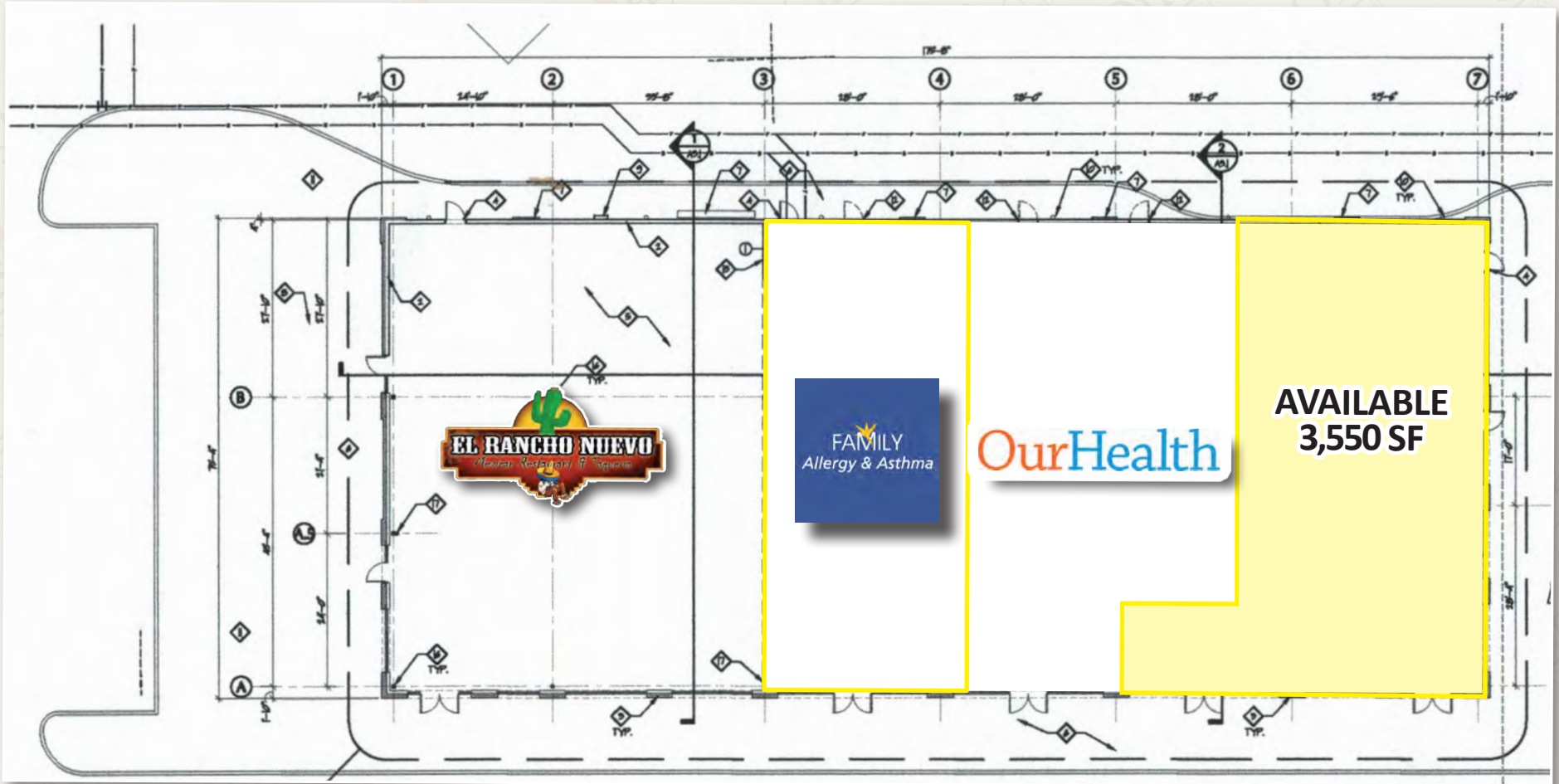
Jeffery J. Smith  
513.924.5262  
jeff@onsiteretailgroup.com

2200 Kings Mills Road, Mason, OH 45040 | Shoppes at Kings Mills

**OnSite**  
Retail Group

# Shoppes at Kings Mills

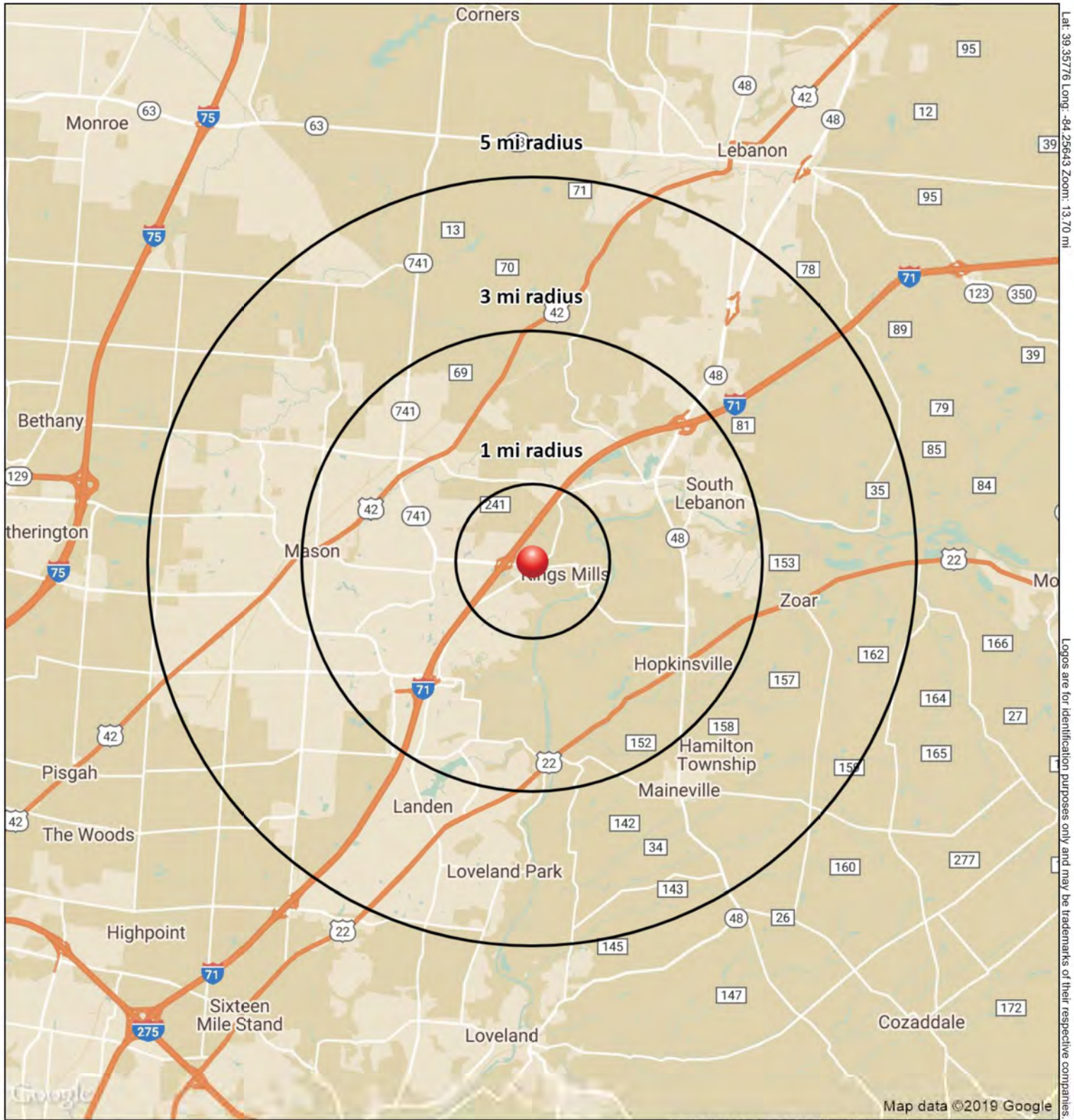
2200 Kings Mills Road, Mason, OH 45040



**Joshua M. Rothstein**  
josh@onsiteretailgroup.com  
513.268.4453



**Jeffrey J. Smith**  
jeff@onsiteretailgroup.com  
513.924.5262



Lat: 39.35776 Long: -84.25643 Zoom: 13.70 mi

Logos are for identification purposes only and may be trademarks of their respective companies.

## Shoppes at Kings Mills

Mason, OH 45040

December 2019



# SUMMARY PROFILE

2000-2010 Census, 2019 Estimates with 2024 Projections



Lat/Lon: -84.2564/39.3578

RS1

Shoppes at Kings Mills		1 mi radius	3 mi radius	5 mi radius
Mason, OH 45040				
POPULATION	2019 Estimated Population	2,377	33,830	99,578
	2024 Projected Population	2,559	36,350	107,041
	2010 Census Population	1,413	29,725	89,253
	2000 Census Population	1,205	18,940	60,150
	Projected Annual Growth 2019 to 2024	1.5%	1.5%	1.5%
	Historical Annual Growth 2000 to 2019	5.1%	4.1%	3.5%
	2019 Median Age	39.3	38.6	37.6
HOUSEHOLDS	2019 Estimated Households	871	13,340	38,007
	2024 Projected Households	924	14,125	40,294
	2010 Census Households	488	11,314	32,829
	2000 Census Households	422	7,306	20,937
	Projected Annual Growth 2019 to 2024	1.2%	1.2%	1.2%
	Historical Annual Growth 2000 to 2019	5.6%	4.3%	4.3%
RACE AND ETHNICITY	2019 Estimated White	84.3%	85.3%	82.8%
	2019 Estimated Black or African American	5.6%	5.3%	3.9%
	2019 Estimated Asian or Pacific Islander	7.4%	6.7%	10.4%
	2019 Estimated American Indian or Native Alaskan	0.3%	0.2%	0.1%
	2019 Estimated Other Races	2.5%	2.5%	2.8%
	2019 Estimated Hispanic	3.5%	3.9%	3.8%
INCOME	2019 Estimated Average Household Income	\$130,130	\$119,793	\$122,898
	2019 Estimated Median Household Income	\$92,739	\$91,812	\$98,067
	2019 Estimated Per Capita Income	\$47,702	\$47,254	\$46,950
EDUCATION (AGE 25+)	2019 Estimated Elementary (Grade Level 0 to 8)	1.3%	1.8%	1.3%
	2019 Estimated Some High School (Grade Level 9 to 11)	5.1%	2.4%	2.7%
	2019 Estimated High School Graduate	21.6%	19.0%	18.2%
	2019 Estimated Some College	11.8%	14.1%	14.3%
	2019 Estimated Associates Degree Only	10.0%	8.0%	8.0%
	2019 Estimated Bachelors Degree Only	29.4%	34.6%	35.1%
	2019 Estimated Graduate Degree	20.9%	20.0%	20.4%
BUSINESS	2019 Estimated Total Businesses	75	1,001	3,035
	2019 Estimated Total Employees	2,553	18,998	49,960
	2019 Estimated Employee Population per Business	34.0	19.0	16.5
	2019 Estimated Residential Population per Business	31.7	33.8	32.8

This report was produced using data from private and government sources deemed to be reliable. The information herein is provided without representation or warranty.