



LOCATION

Building 1
4510 Aumsville Highway
Salem OR 97317

**TOTAL SQ.FT.
OFFICE SQ.FT.**

43,221 sq.ft. DIVISIBLE
1,209 sq.ft.

**DOCK HIGH DOORS
DRIVE IN DOORS
CLEAR HEIGHT**

14
4
24'

FEATURES

One mile from the I-5 interchange
with Highway 22

RATE

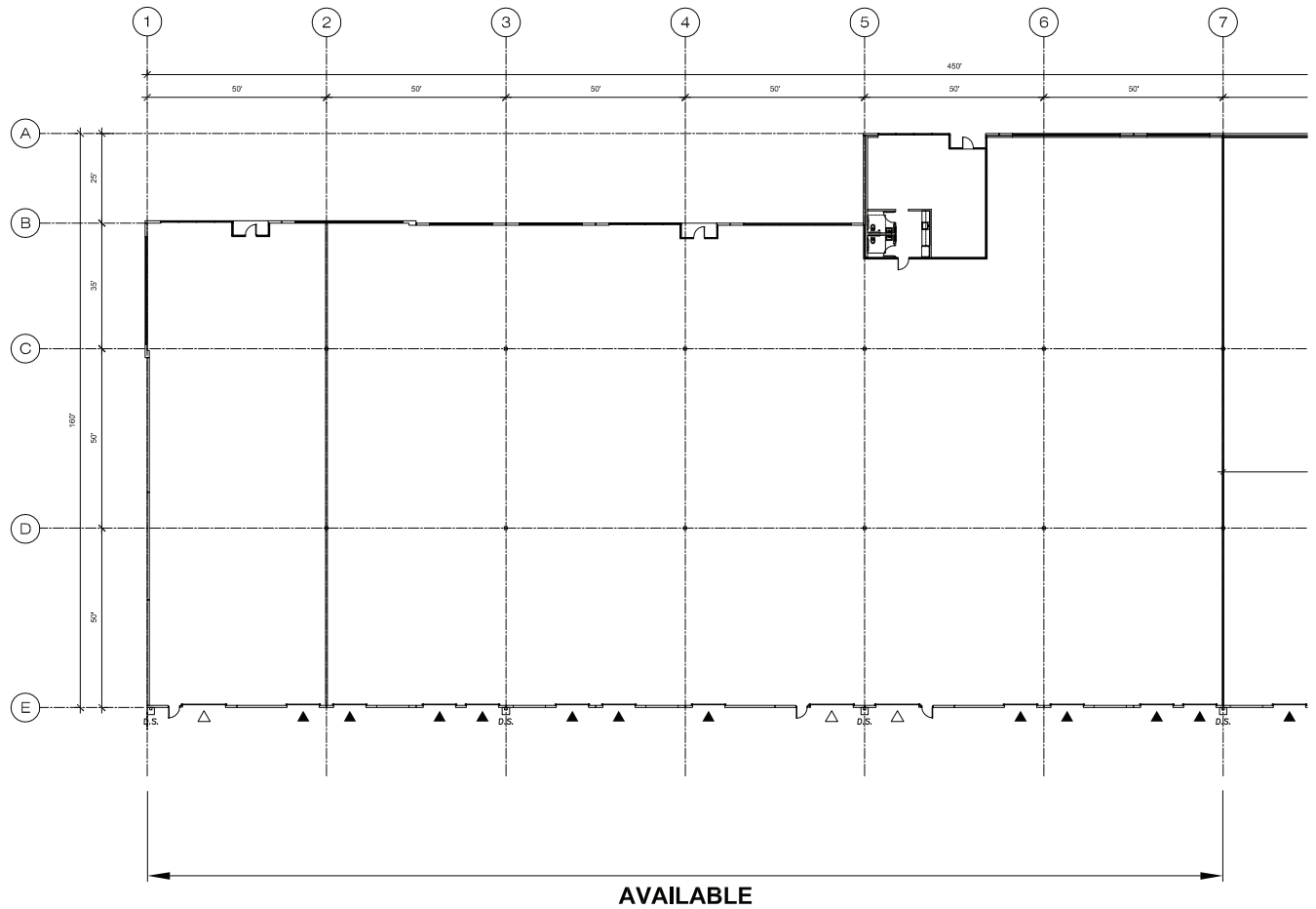
\$.55/sq.ft. - Shell
\$.90/sq.ft. - Office
NNN

**LEASING
CONTACT**

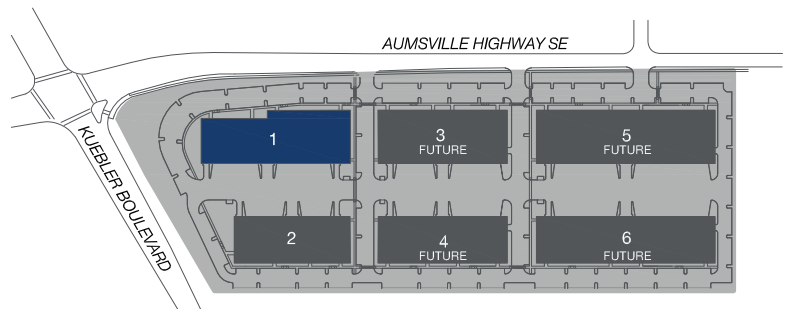
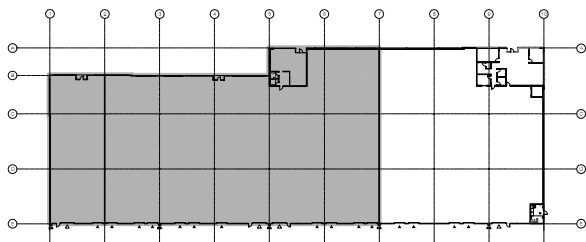
Sam Briggs
samb@pactrust.com
503-624-6300

Dave Hicks
daveh@pactrust.com
503-624-6300





- ▽ GRADE ACCESS
- ▼ DOCK ACCESS



BUILDING PLAN



MILL CREEK CORPORATE CENTER
 Salem, OR 97317



15350 SW Sequoia Pkwy Suite 300 Portland OR 97224 • 503.624.6300 • pactrust.com

The square footage and rates quoted herein are subject to change. PacTrust can only guarantee square footage and rates with a signed lease agreement.

