



T · H · E

MAJESTIC SPECTRUM

25,000 Square Feet on 1.55 Acres

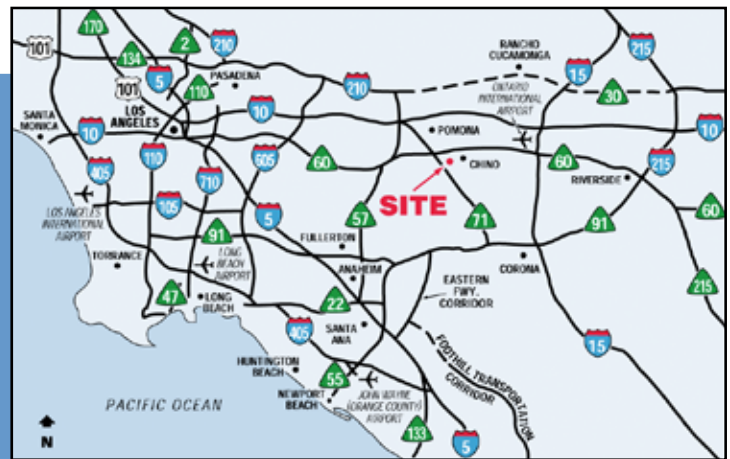


13710 Ramona Avenue, Building #1, Chino, CA

FEATURES:

- Office: 2,470 S.F.
- Showroom: 2,654 S.F.
- Clearance: 20' minimum
- Sprinklers: .45 GPM/3,000 SF
- Electrical: 400 Amp, 277/480 Volts, 3 Phase
- Loading: 4 DH Doors
 - 1 w/push button hydraulic leveler & seal
 - 1 GL Ramp
- Parking: 38 Cars

Part of a 5 million Sq. Ft. Master Planned Business Park Adjacent to Chino Valley (71) fwy with access to O.C. via Riverside (91) fwy & L.A./Ontario via Pomona (60) Freeway



For Additional Information:

MITCH EMBREY (562) 654-2726
R.E. License #02058837 (CA)
membrey@majesticrealty.com

TRENT WYLDE (562) 948-4315
twylde@majesticrealty.com
R.E. License #01180856 (CA)



13191 Crossroads Parkway North, 6th Floor
City of Industry, CA 91746
(562) 692-9581 | www.majesticrealty.com | R.E. License #00255328 (CA)

MAJESTIC REALTY CO.

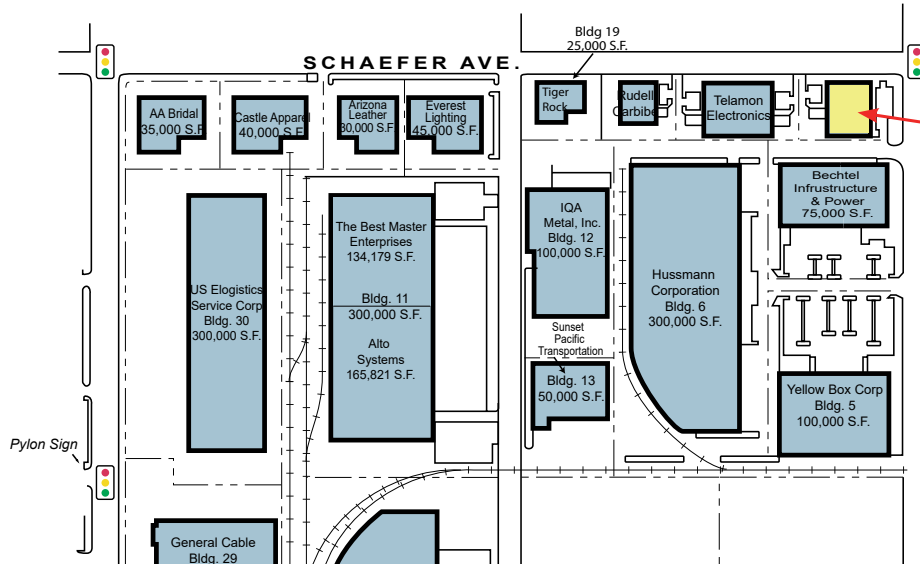
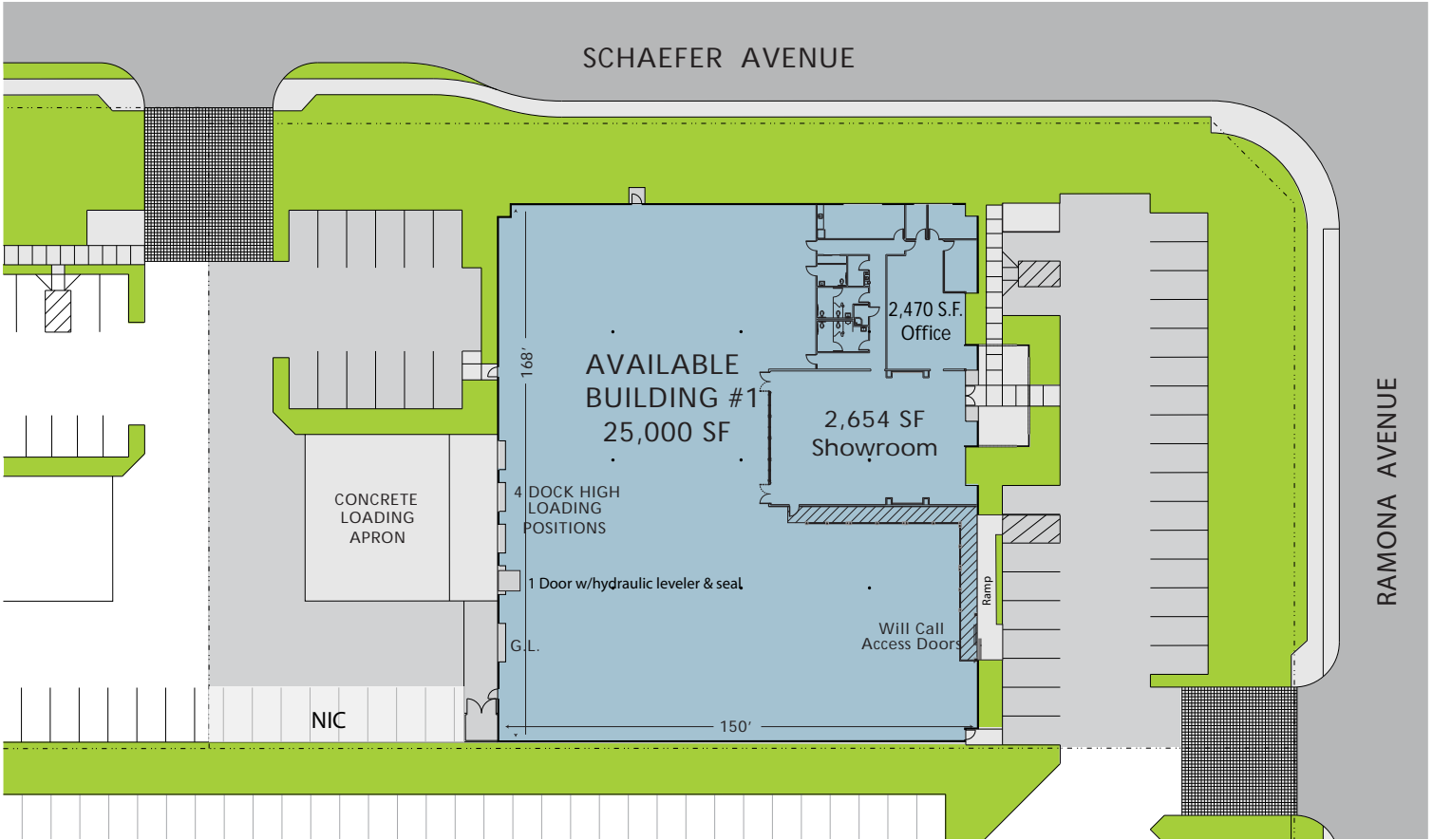


T · H · E

MAJESTIC SPECTRUM

13710 Ramona Avenue, Building #1, Chino,

SCHAEFER AVENUE



AVAILABLE
Bldg #1
25,000 S.F.

**INDUSTRIAL PARK
MASTER SITE PLAN**

FOR ADDITIONAL INFORMATION:



MAJESTIC REALTY CO.

13191 Crossroads Parkway, N., 6th Floor
City of Industry, CA 91746-3497
www.majesticrealty.com | R.E. License #00255328 (CA)

MITCH EMBREY (562) 654-2726
R.E. License #02058837 (CA)
membrey@majesticrealty.com

TRENT WYLDE (562) 948-4315
R.E. License #01180856 (CA)
twylde@majesticrealty.com

This statement is based upon information which we believe to be correct and is obtained from sources we regard as reliable but we assume no liability for errors or omissions therein.