

# CUBEWORK®



**12005 Steele Street S.  
Tacoma, WA 9844**

 **(800) 338.6369**

 [info@cubework.com](mailto:info@cubework.com)

 [www.cubework.com](http://www.cubework.com)

 **LEARN  
MORE**

# KEY DISTANCE



## BUILDING SPECS:

**Building Ssize:** 273,816 SF  
**Warehouse available:** 300-50,000 SF  
**Private office available:** 200-2,300 SF

**Floor:** Reinforced Concrete  
**Column Spacing:** 56' x 50'  
**Clear height:** 36'  
**Drive-In Bays:** 4  
**Dock high Doors:** 60  
**Standard Parking Spaces:** 158



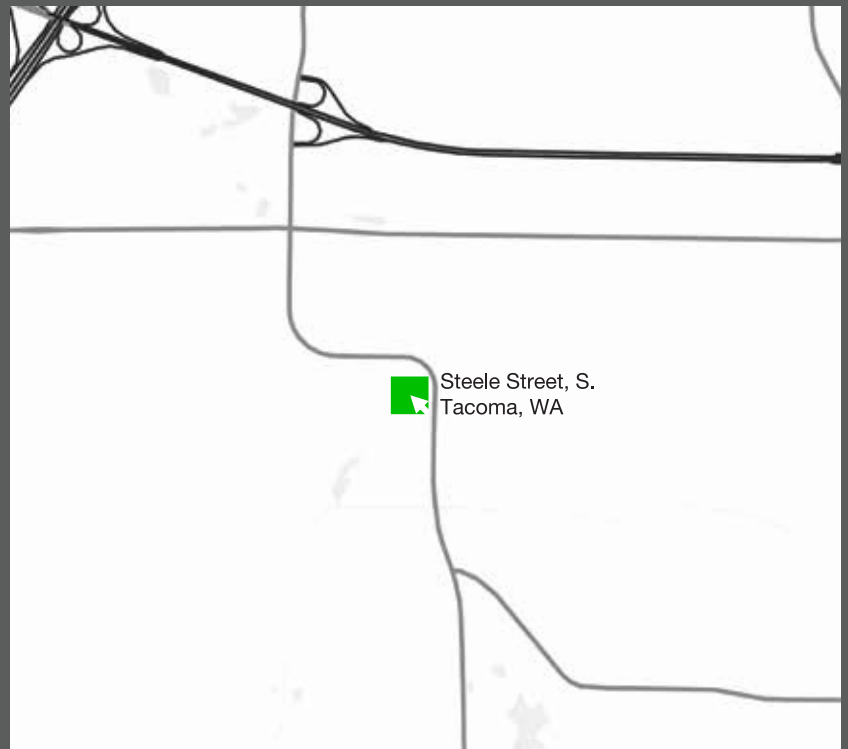
**10.7 mi**  
Pierce County  
Airport



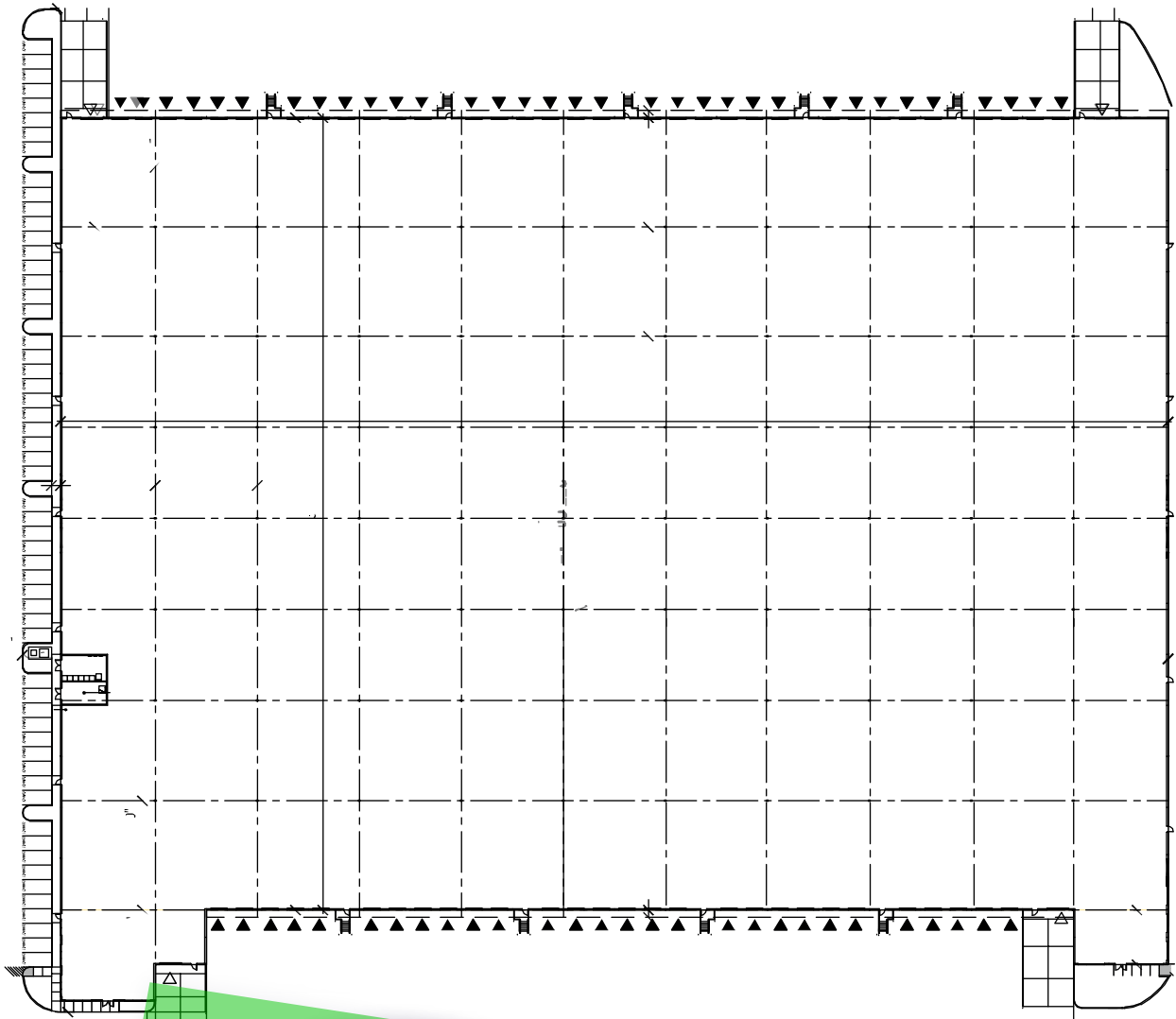
**2.1 mi**  
UPS Store



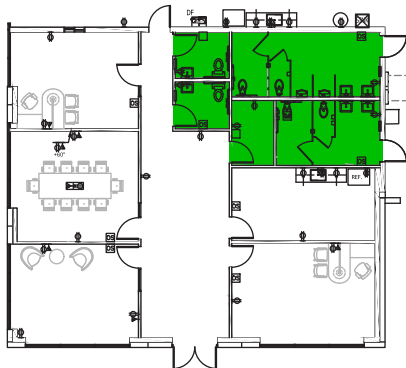
**3.5 mi**  
United States Postal  
Service (USPS)



# BUILDING FEATURES



## OFFICE



### KEY

- RESTROOMS
- STAIRS





## AMENITIES

---


- 24/7 Building Access
- High-Speed Internet
- Unique Common Areas
- Conference Rooms
- Coffee & Fresh Water
- Creative Workspaces
- 24/7 Customer Service
- Community Managers
- Mail and Package Handling
- Loading Docks
- CCTV, Surveillance System
- Daily Cleaning and Maintenance
- Business Class Printers
- Social Events
- Global Network
- Gym & Lockers
- Fully Furnished Offices
- Security Guards

## SERVICES

---

- Front Desk Service
- Mail and Package Handling
- Daily Cleaning
- Office Supplies
- Business Class Printers
- Fresh Coffee & Tea
- Air Conditioning
- Surveillance
- Night Security Guards
- Flexible On-demand Warehouse Terms
- Option to Merge

# FACILITY PHOTOS



FOR MORE INFORMATION CONTACT

 **(800) 338.6369**

 [info@cubework.com](mailto:info@cubework.com)

 [www.cubework.com](http://www.cubework.com)