

# Shaw's Plaza


4340 US Route 5  
Derby, VT 05829

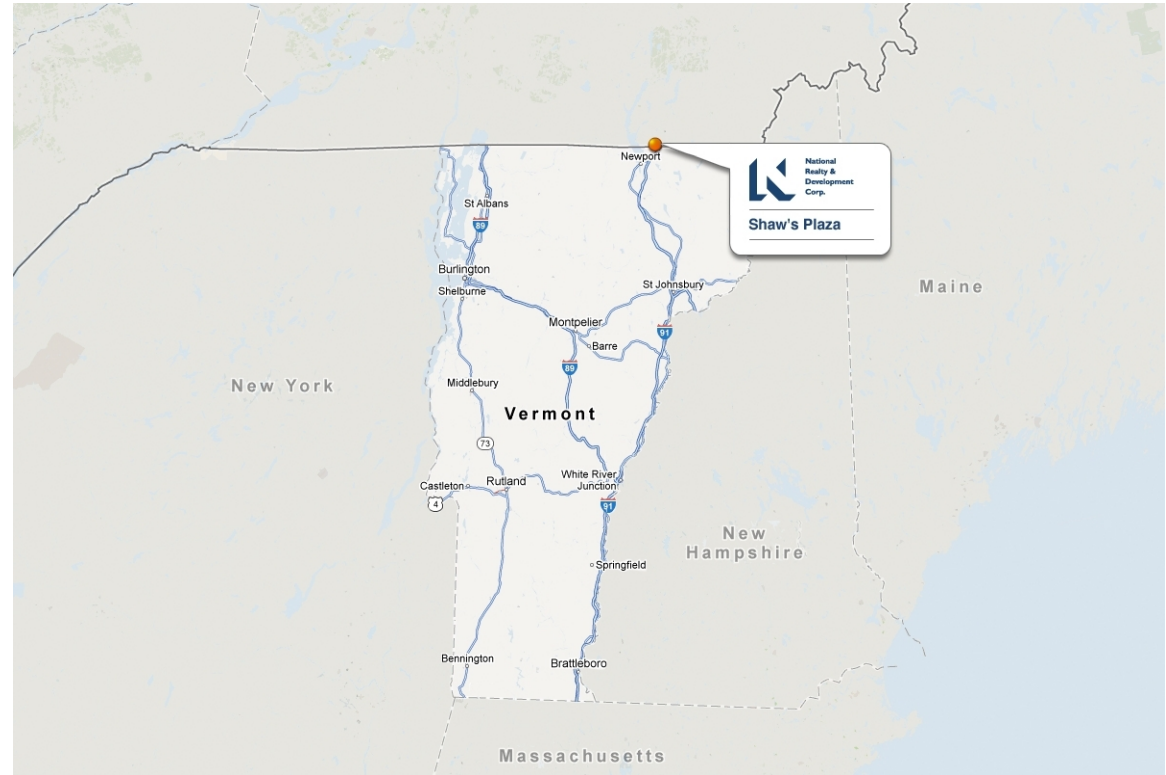


GROSS LEASABLE AREA  
**80,193 sf**

PARKING  
**338**

PARKING RATIO  
**4.2/1,000**

 Demographics	5 miles	10 miles	15 miles
Population	8,691	14,369	20,719
Households	4,046	6,695	9,675
Avg HH Income	\$64,029	\$60,054	\$59,011
Med HH Income	\$51,722	\$52,304	\$50,465



## Details

- Located off of Exit 28 on Interstate 91.
- Traffic counts of **12,400 vehicles per day** on Route 5.
- Offers both local and regional market draws.
- 25-Mile trade area inclusive of Orleans County and Stanstead, Canada.
- Adjoining **21-acres** available for expansion.
- Pad sites available for lease.

# Shaw's Plaza

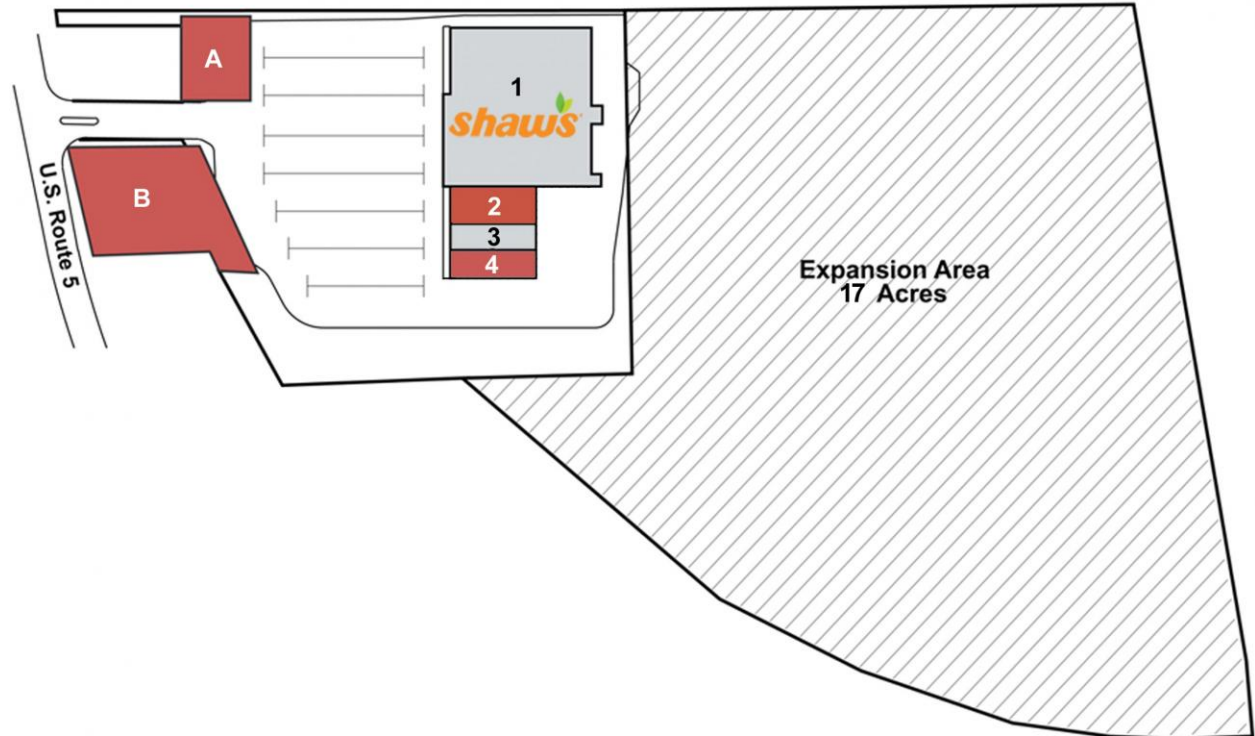
4340 US Route 5  
Derby, VT 05829

## Space Available

- 2 10,010 sf
- 4 5,509 sf
- A Pad A
- B Pad B

## Current Tenants

- 1 Shaw's Supermarket
- 3 Olympia Sports



# Shaw's Plaza

4340 US Route 5  
Derby, VT 05829

## Leasing Contacts



**Jack Baker**

914.272.8036

[jack.baker@nrdc.com](mailto:jack.baker@nrdc.com)