

← RIVERWEST

BELMONT, NORTH CAROLINA

**DELIVERING
Q3 2020**



FOR LEASE

BUILDING B

DELIVERING Q3 2020

200,000 SF REAR LOAD INDUSTRIAL BUILDING

IMMEDIATE ACCESS TO I-85

10 MINUTES TO CHARLOTTE DOUGLAS INT'L AIRPORT

BRAD CHERRY, CCIM, SIOR
+1 704 927 3013
BRAD.CHERRY@AM.JLL.COM

MATTHEW GREER, CCIM, SIOR
+1 704 804 5762
MATTHEW.GREER@AM.JLL.COM






 WILBERT
plastic services

 DePalo Foods

THE OAKS
COMMERCE CENTER


RIVERWEST
SITE

WOODLAWN AVE

 KISER HARRISS
CHEMICAL DISTRIBUTION CENTERS


Belmont Abbey
COLLEGE

 VALLEN

DIRECT INTERSTATE
ACCESS

 85

SOUTH

NORTH

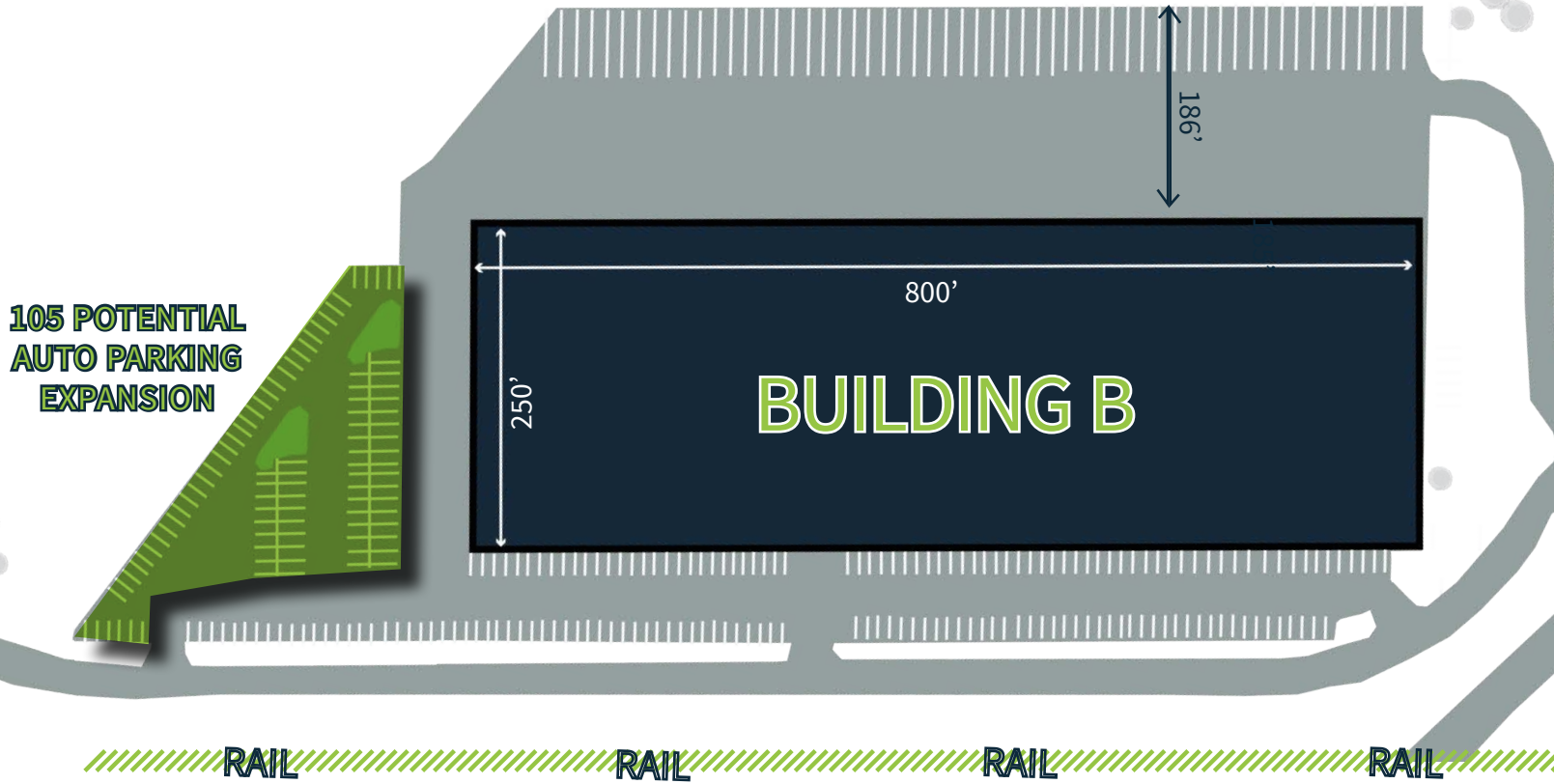
 Walmart

 85

 LOWE'S

 74

 74



Total SF	50,400 SF - 200,000 SF	Speed Bay	60'
Office SF	To suit	Dock High Doors	50 (9' X 10' manual sectional)
Clear Height	32'	Drive In Doors	2 (12' x 14' manual)
Sprinkler	ESFR	Auto Parking	±250- 360 spots
Building Depth	250'	Trailer Parking	±60 spots
Column Spacing	54' x 50'	Power	Duke Energy
Floors	6" reinforced concrete	Gas	Dominion Energy



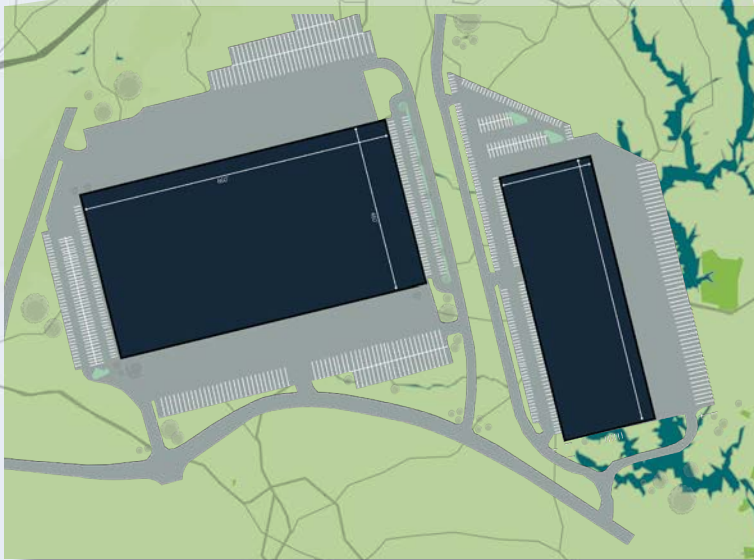
RIVERWEST

BELMONT, NORTH CAROLINA

DELIVERING
Q3 2020

DISTANCE TO:

I-85	<1 mile
I-485	± 9 miles
CLT Int'l Airport	± 10 miles
I-77	± 20 miles
CBD	± 20 miles



MATTHEW GREER, CCIM, SIOR
+1 704 804 5762
MATTHEW.GREER@AM.JLL.COM

BRAD CHERRY, CCIM, SIOR
+1 704 927 3013
BRAD.CHERRY@AM.JLL.COM

