

NORTH

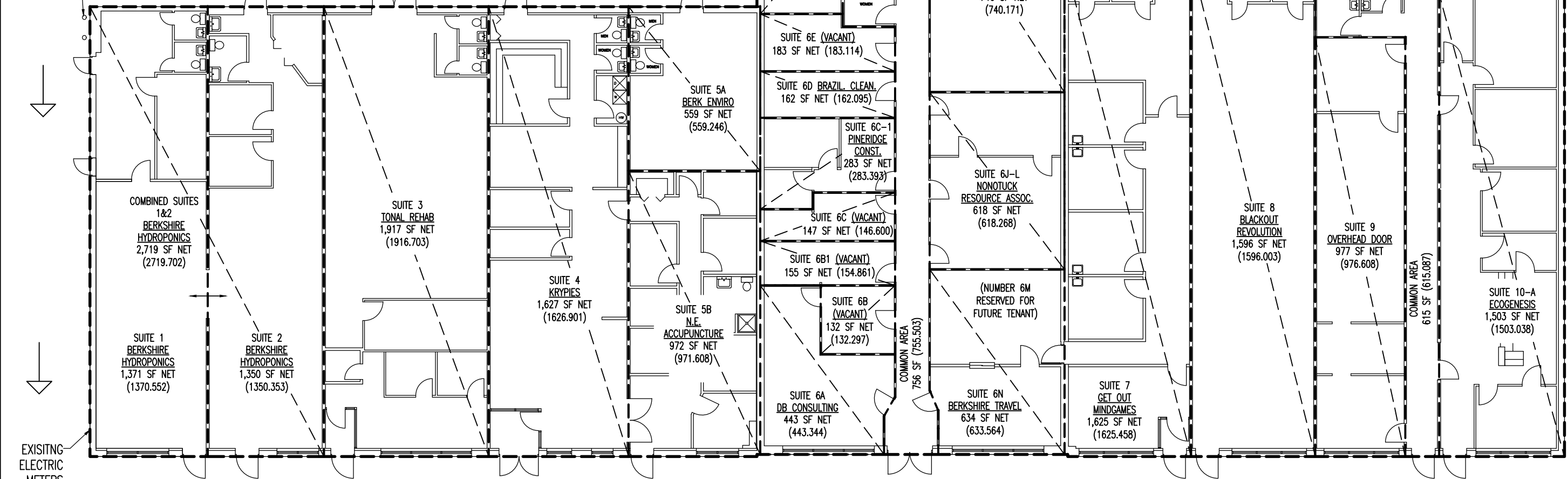
14 15 16 17 18 19 20 21 22 23 24 25 26 27 28 29 30

52 SPACES
ALL NOT SHOWN ON THIS PAGE

ADDITIONAL PARKING IN REAR

EXISTING GAS METERS AND BOLLARDS

EXISTING DUMPSTERS



EXISTING ELECTRIC METERS

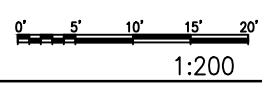
EXISTING LANDSCAPE PLANTERS

SIGN

1 2 3 4 5 6 7 8 9 10 11 12 13 14 15 16 17 18 19 20 21 22 23

3 ACCESSIBLE SPACES


23 PARKING SPACES



1:200

GROSS SF = 20,093 SF - 1,371 SF COMMON = 18,722 SF OR 93.18 % NET RENTABLE AREA THIS BUILDING

Harry M. Pisila



HARRY M. PISILA, ARCHITECT
86 Center St. Chatham NY 12037 (413)281-0409

09-27-2019
1:200

REVISION HISTORY
REVISED 09-27-2019

ALVASCO
FLOOR AND TENANT AREAS
1450 EAST STREET, PITTSFIELD MA
FIRST FLOOR PLAN

A1