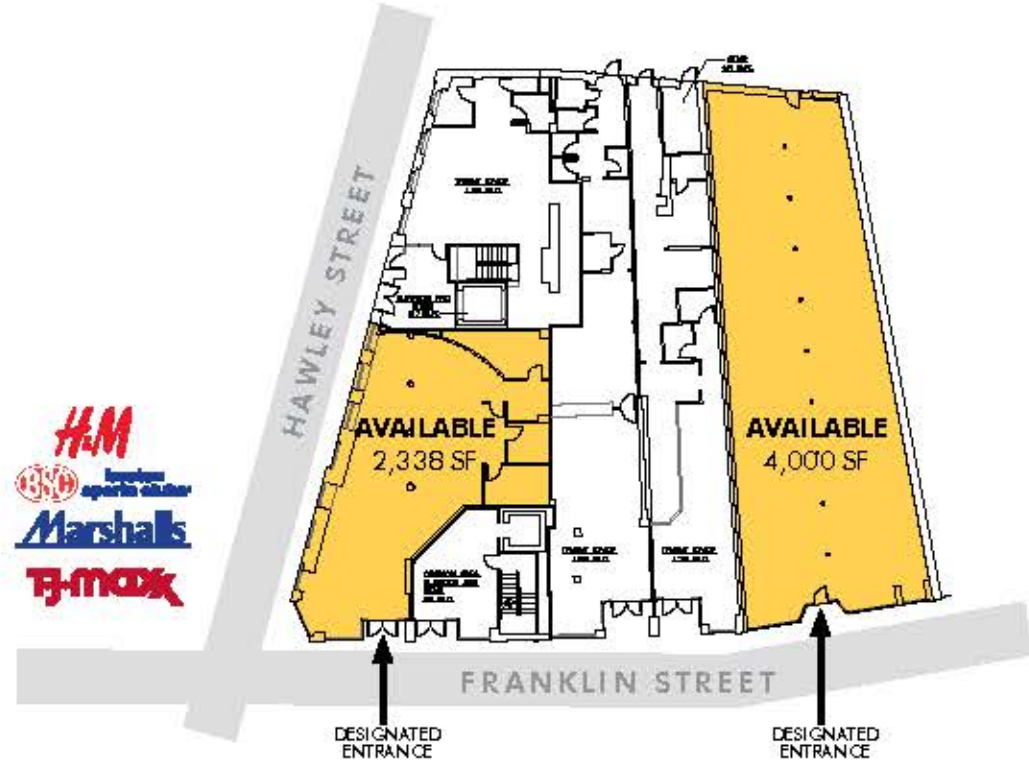
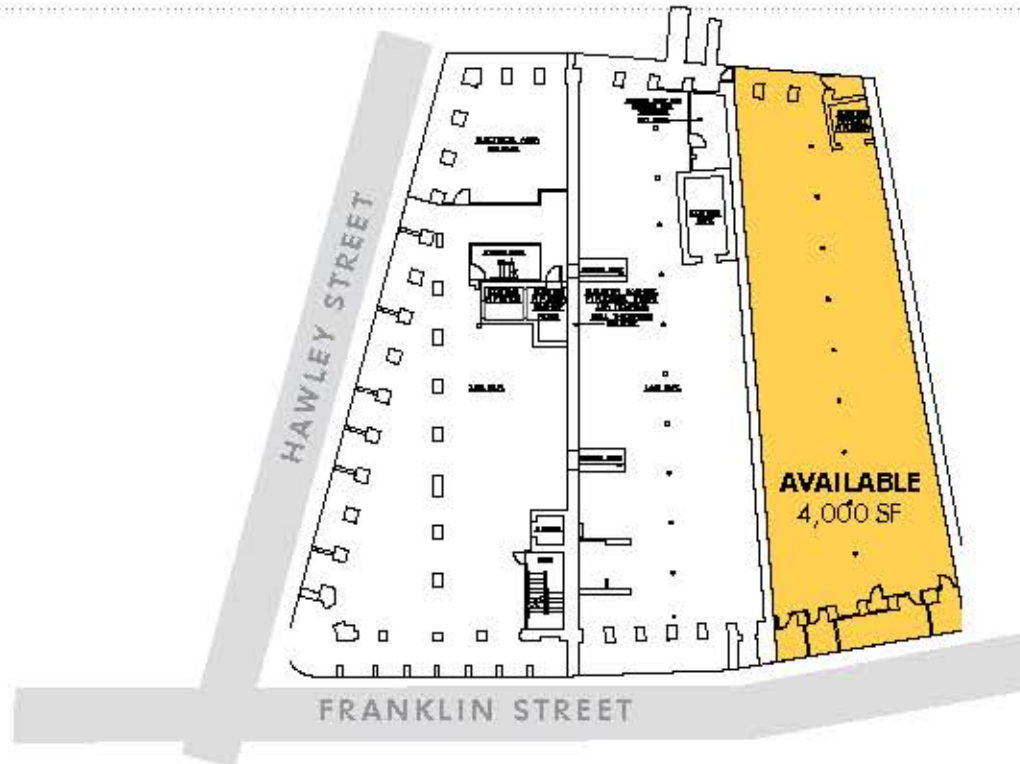


**50-52 FRANKLIN STREET, BOSTON, MA :: 2,338/4,000-7,950 SF OPPORTUNITY**

**STREET LEVEL FLOOR PLAN**



**BASEMENT FLOOR PLAN**



AVAILABLE FOR LEASE

**DOWNTOWN CROSSING**  
**2,338/4,000-7,950 SF OPPORTUNITY**

50-52 FRANKLIN STREET :: BOSTON, MASSACHUSETTS

50 FRANKLIN STREET



52 FRANKLIN STREET



**FEATURES**

- Located in the heart of Downtown Crossing on the corner of Franklin and Hawley Streets
- The Central Business District has approximately 37M SF of office space. Immediate neighbors include 33 Arch Street and 101 Arch Street (high-rise office towers)
- Neighboring restaurants and retailers include Boston Sports Club, Cosi, H&M, Macy's, Marshalls, Papyrus, Sleepy's, T.J. Maxx and the retail corridors of Washington and Summer Streets
- Endcap location is 2,338 SF with large windows facing the MBTA Downtown Crossing Station providing both Orange and Red Line service

**FOR MORE INFORMATION**

**Andrea Matteson**

Vice President, Retail Services  
 617.912.6873  
 andrea.matteson@cbre-gra.com

**Jeremy Grossman**

Senior Vice President/Principal  
 617.912.6861  
 jeremy.grossman@cbre-gra.com

[www.cbre-gra.com](http://www.cbre-gra.com)

33 Arch Street, 30th Floor · Boston, Massachusetts 02110  
 617.912.7000 · Fax 617.912.6867



CBRE/Grossman Retail Advisors, LLC,  
 a CB Richard Ellis-N.E. Partners, LP Joint Venture

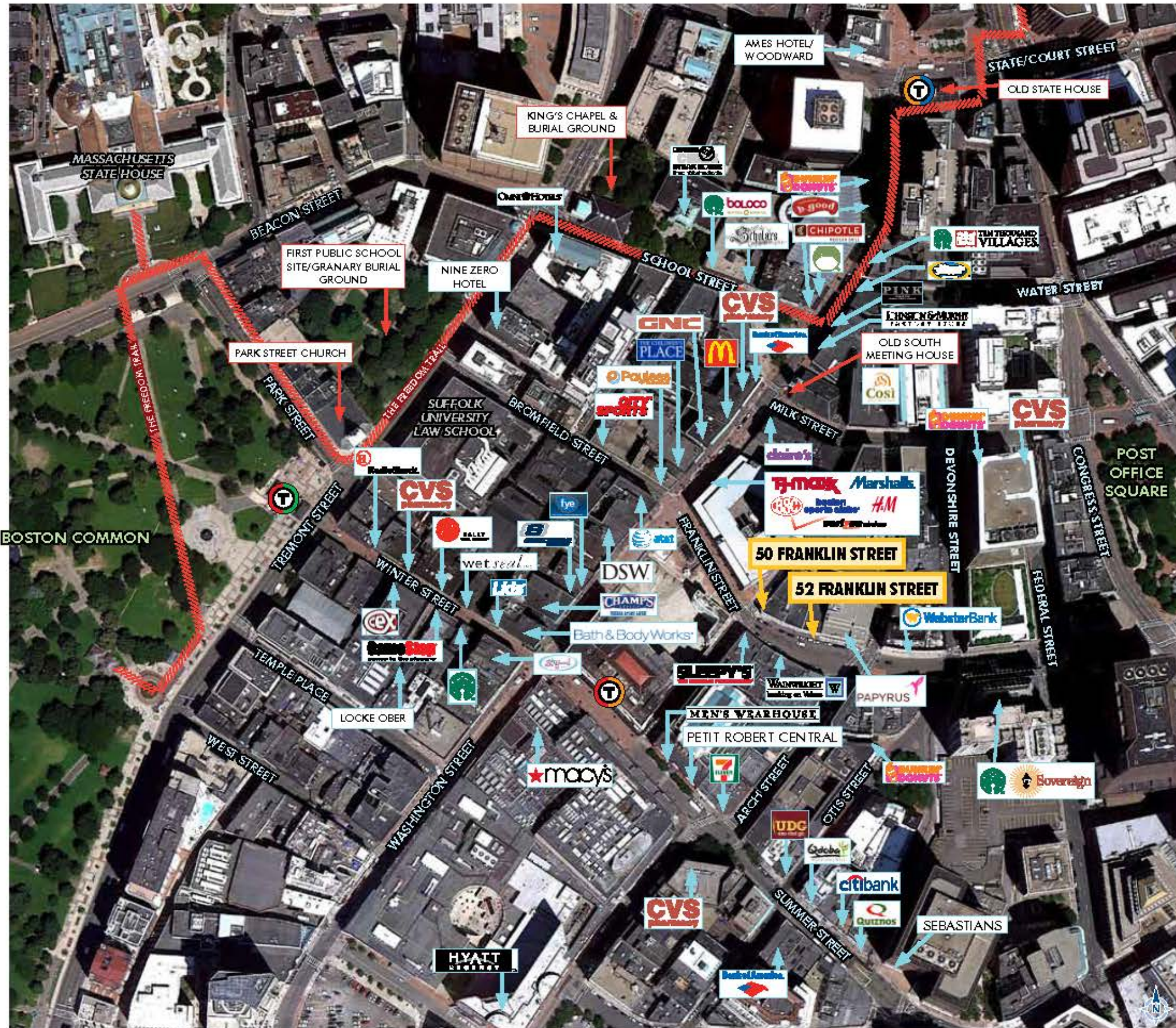
[www.cbre-gra.com](http://www.cbre-gra.com)

33 Arch Street, 30th Floor · Boston, MA 02110  
 617.912.7000 · Fax 617.912.6867

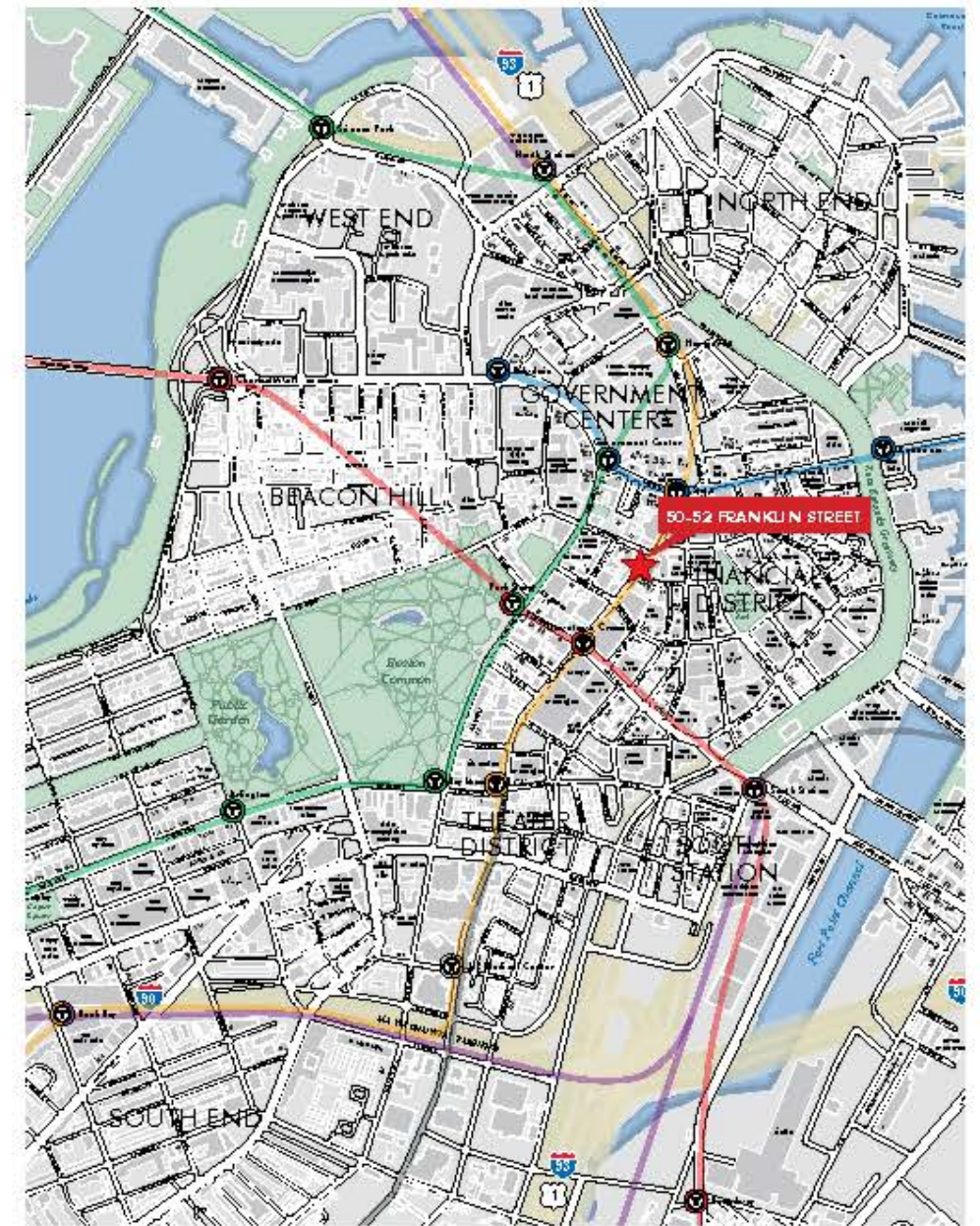


CBRE/Grossman Retail Advisors, LLC,  
 a CB Richard Ellis-N.E. Partners, LP Joint Venture

© 2011 CBRE Inc. This information has been obtained from sources believed reliable. We have not verified it and make no guarantee, warranty or representation about it. Any projections, opinions, assumptions or estimates used are for example only and do not represent the current or future performance of the property. You and your advisor should conduct a careful, independent investigation of the property to determine to your satisfaction the suitability of the property for your needs.



LOCATOR MAP



DEMOGRAPHICS

2011	0.5 miles	0.75 miles	1 mile
Estimated Population	12,682	29,501	52,118
Estimated Households	5,839	15,201	27,522
Estimated Average Household Income	\$83,876	\$97,381	\$104,095
Estimated Daytime Population	163,018	217,528	293,183

CBRE and the CBRE logo are service marks of CBRE, Inc. and/or its affiliated or related companies in the United States and other countries. All other marks displayed on this document are the property of their respective owners.