

SUMMIT CROSSING ROUTE 202 & SUMMIT STREET GLEN MILLS, PA

PAD SITE AND ±1,400 SF – 8,400 SF INLINE AVAILABLE FOR LEASE!



property highlights.

- Medical and retail space available – ideal for nail salon, restaurant, fitness, or financial office
- Pad Site with great access & 146 parking spaces
- Two new approved traffic signals and building signage on northbound and southbound Route 202
- Great visibility northbound and southbound of Route 202
- Area retailers include: *Wegmans*, *WHOLE FOODS MARKET*, *TARGET*, *THE HOME DEPOT*
- Total GLA: ±23,663 SF

stats.

2021 DEMOGRAPHICS*	3 MILES	5 MILES	7 MILES
EST. POPULATION	31,686	97,341	214,295
EST. HOUSEHOLDS	12,308	37,276	83,660
EST. AVG. HH INCOME	\$162,547	\$152,812	\$138,213

ROUTE 202 NORTHBOUND TRAFFIC COUNT: 20,025 VPD *ESRI 2021
ROUTE 202 SOUTHBOUND TRAFFIC COUNT: 19,351 VPD



metrocommercial.com | PHILADELPHIA, PA | PLYMOUTH MEETING, PA | MOUNT LAUREL, NJ

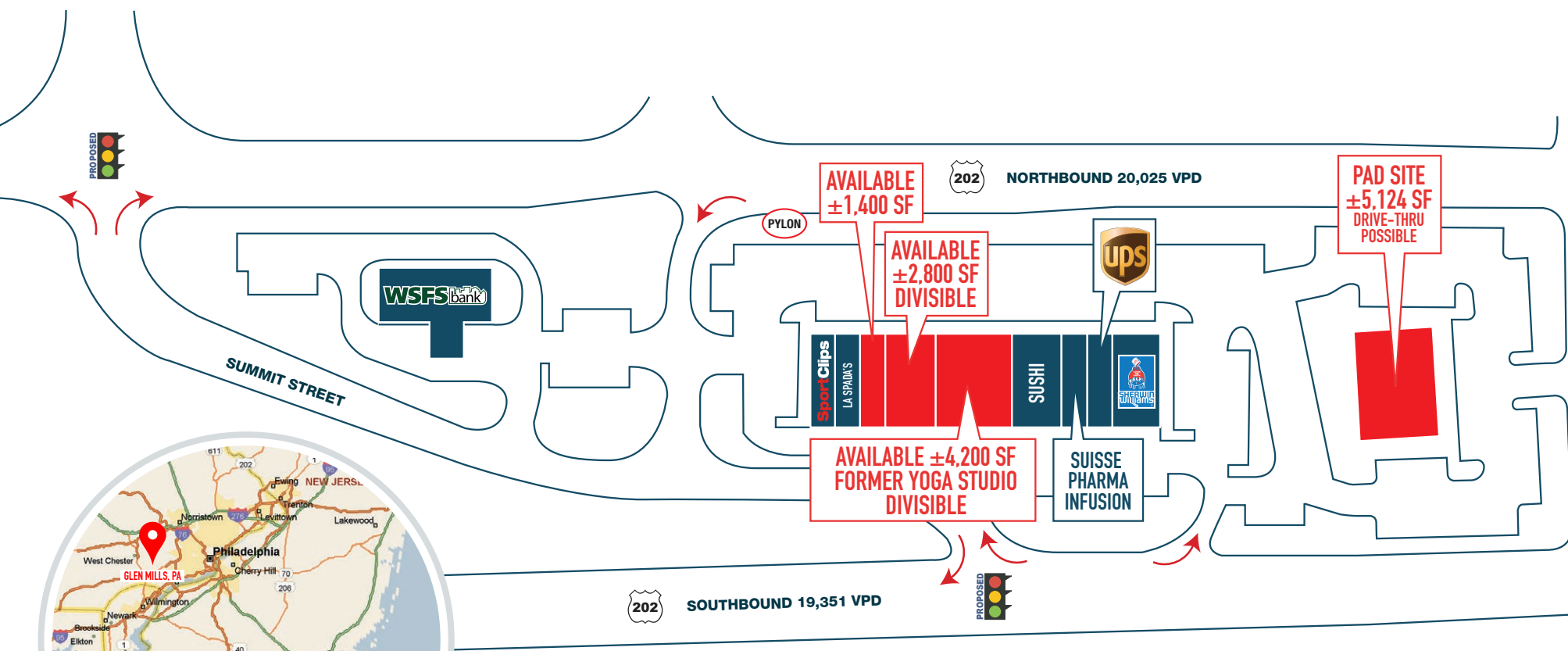
get in touch.

BRIAN GOODWIN

office 610.825.5222
direct 610.260.2664
bgoodwin@metrocommercial.com

BRENDAN MULLIGAN

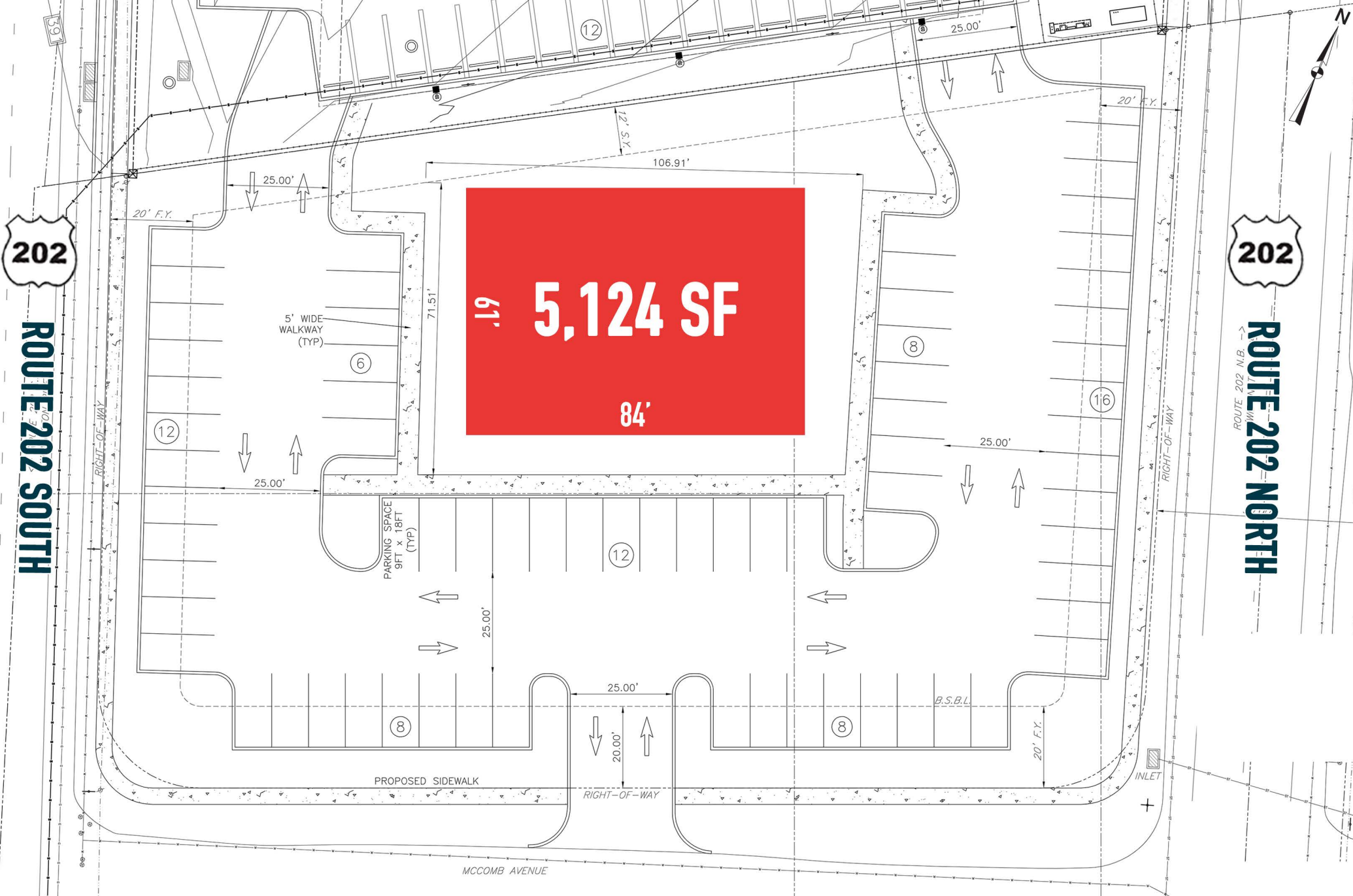
office 610.825.5222
direct 610.260.2688
bmulligan@metrocommercial.com



The information and images contained herein are from sources deemed reliable. However, Metro Commercial Real Estate, Inc. makes no representation whatsoever as to their accuracy or authenticity. Images shown may be modified for illustrative purposes. Images may be out-of-date and not current. 6.30.21

ROUTE 202 & SUMMIT STREET GLEN MILLS, PA





ROUTE 202 SOUTH



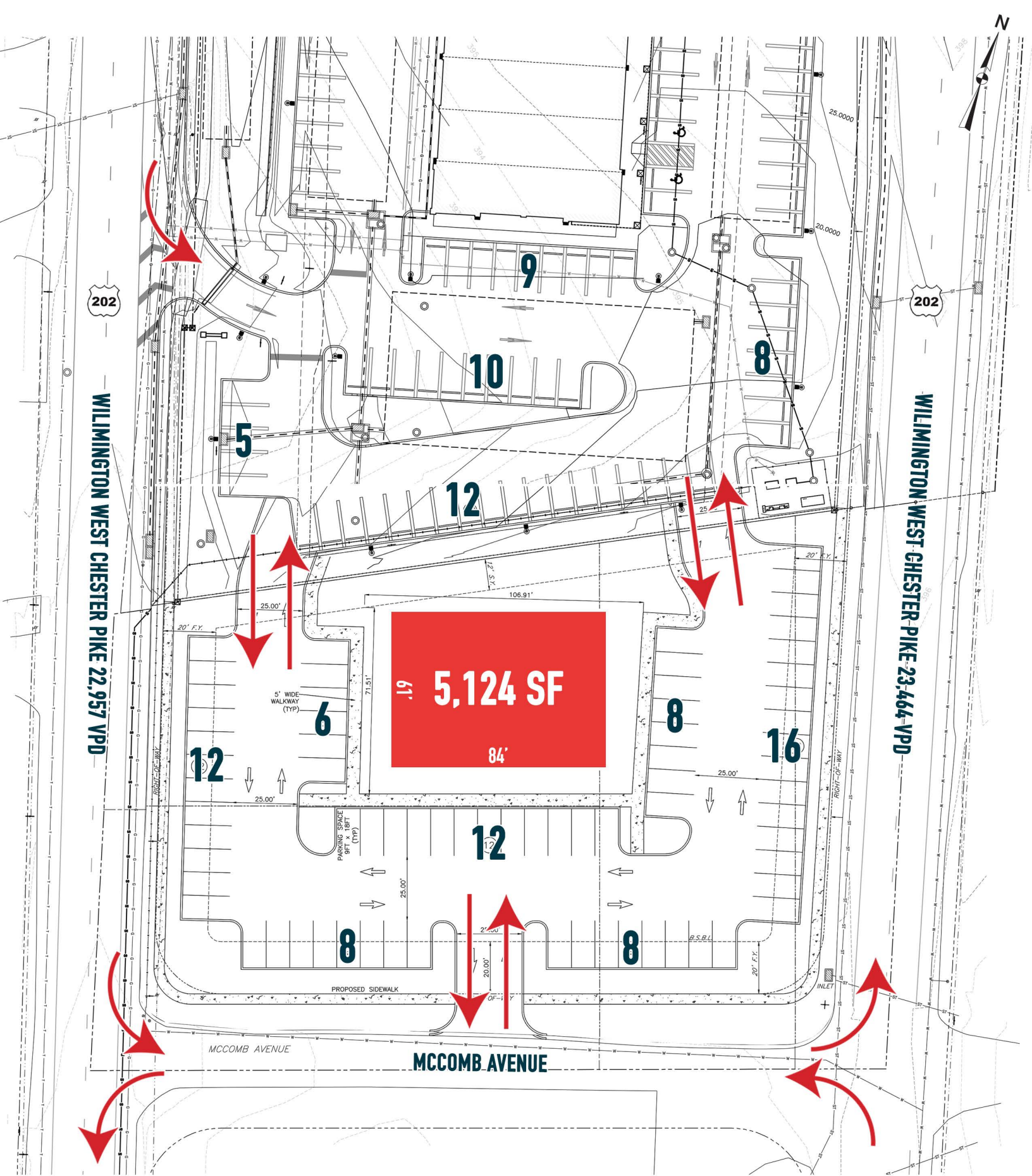
ROUTE 202 NORTH

61'
5,124 SF
84'

The information and images contained herein are from sources deemed reliable. However, Metro Commercial Real Estate, Inc. makes no representation whatsoever as to their accuracy or authenticity. Images shown may be modified for illustrative purposes. Images may be out-of-date and not current. 6.30.21

**ROUTE 202 & SUMMIT STREET
 GLEN MILLS, PA**





The information and images contained herein are from sources deemed reliable. However, Metro Commercial Real Estate, Inc. makes no representation whatsoever as to their accuracy or authenticity. Images shown may be modified for illustrative purposes. Images may be out-of-date and not current. 6.30.21

**ROUTE 202 & SUMMIT STREET
GLEN MILLS, PA**





WSFS bank

SUMMIT STREET

WILMINGTON WEST CHESTER PIKE 20,025 VPD

WILMINGTON WEST CHESTER PIKE 19,351 VPD

SUISSE PHARMA
INFUSION

±2,800 SF
DIVISIBLE

±4,200 SF
DIVISIBLE

±1,400 SF
AVAILABLE

ups
SportClips™

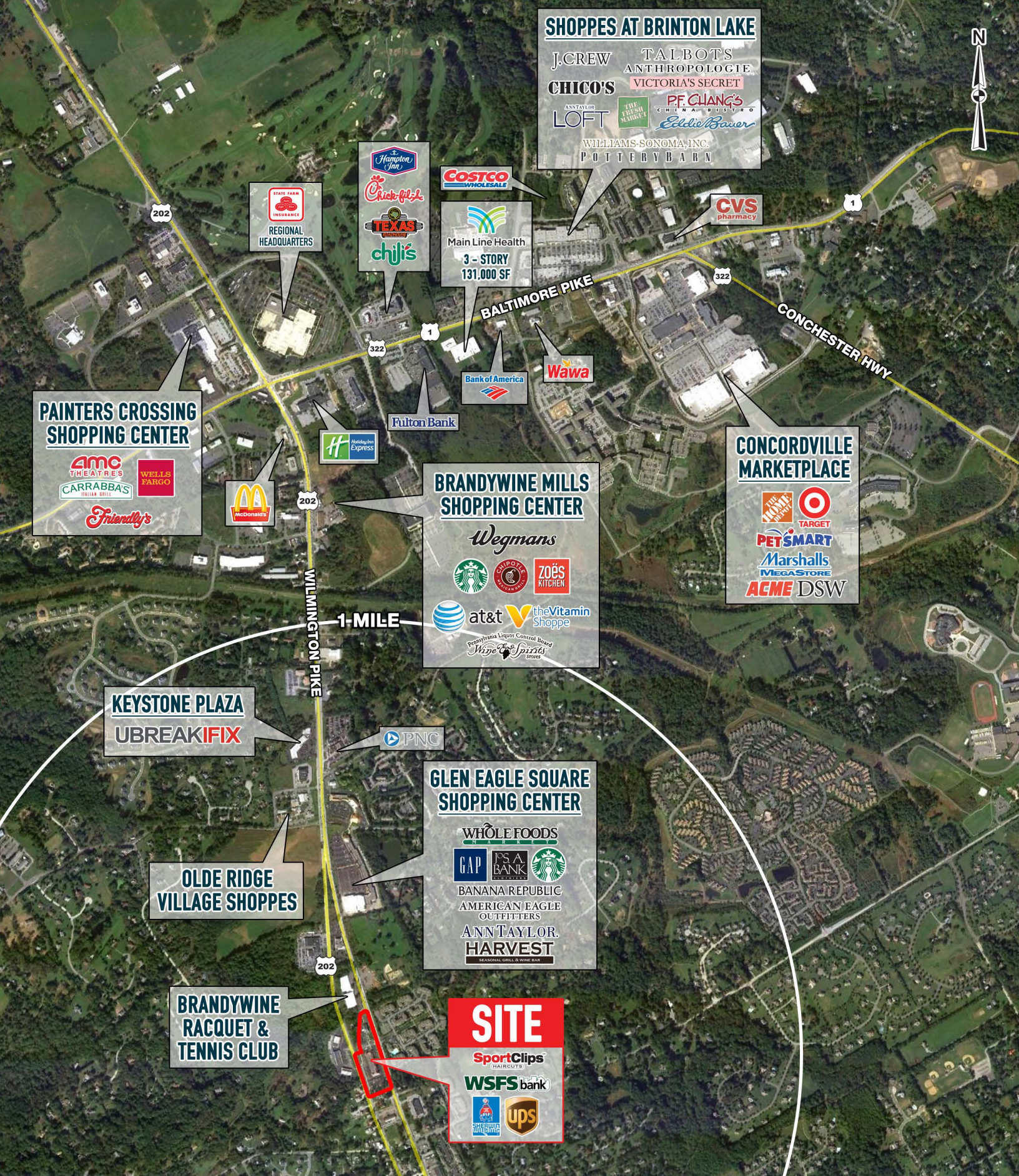
PAD SITE
±5,124 SF
DRIVE-THRU
POSSIBLE



The information and images contained herein are from sources deemed reliable. However, Metro Commercial Real Estate, Inc. makes no representation whatsoever as to their accuracy or authenticity. Images shown may be modified for illustrative purposes. Images may be out-of-date and not current. 6.30.21

ROUTE 202 & SUMMIT STREET GLEN MILLS, PA





The information and images contained herein are from sources deemed reliable. However, Metro Commercial Real Estate, Inc. makes no representation whatsoever as to their accuracy or authenticity. Images shown may be modified for illustrative purposes. Images may be out-of-date and not current. 6.30.21

ROUTE 202 & SUMMIT STREET GLEN MILLS, PA

