


4821 FRANKFORD AVENUE

PHILADELPHIA, PA

±5,751 SF AVAILABLE AVAILABLE FOR LEASE



property highlights.

- High visibility on Frankford Ave with 10,414 VPD
- Within close proximity to both Frankford and Arrott Transportation Centers
- Over 49,000 people within 1 mile
- Ideal for financial, restaurant or medical use
- Parking available

stats.

2019 DEMOGRAPHICS*	0.25 MILE	0.5 MILE	1 MILE
EST. POPULATION	4,171	17,835	49,473
EST. HOUSEHOLDS	1,630	6,273	16,990
EST. AVG. HH INCOME	\$30,795	\$37,965	\$44,780

FRANKFORD AVENUE TRAFFIC COUNT: 10,414 VPD *ESRI 2019



METRO[®]
COMMERCIAL
REAL ESTATE, INC.

MetroCommercial.com | PHILADELPHIA, PA | PLYMOUTH MEETING, PA | MOUNT LAUREL, NJ | NAPLES, FL

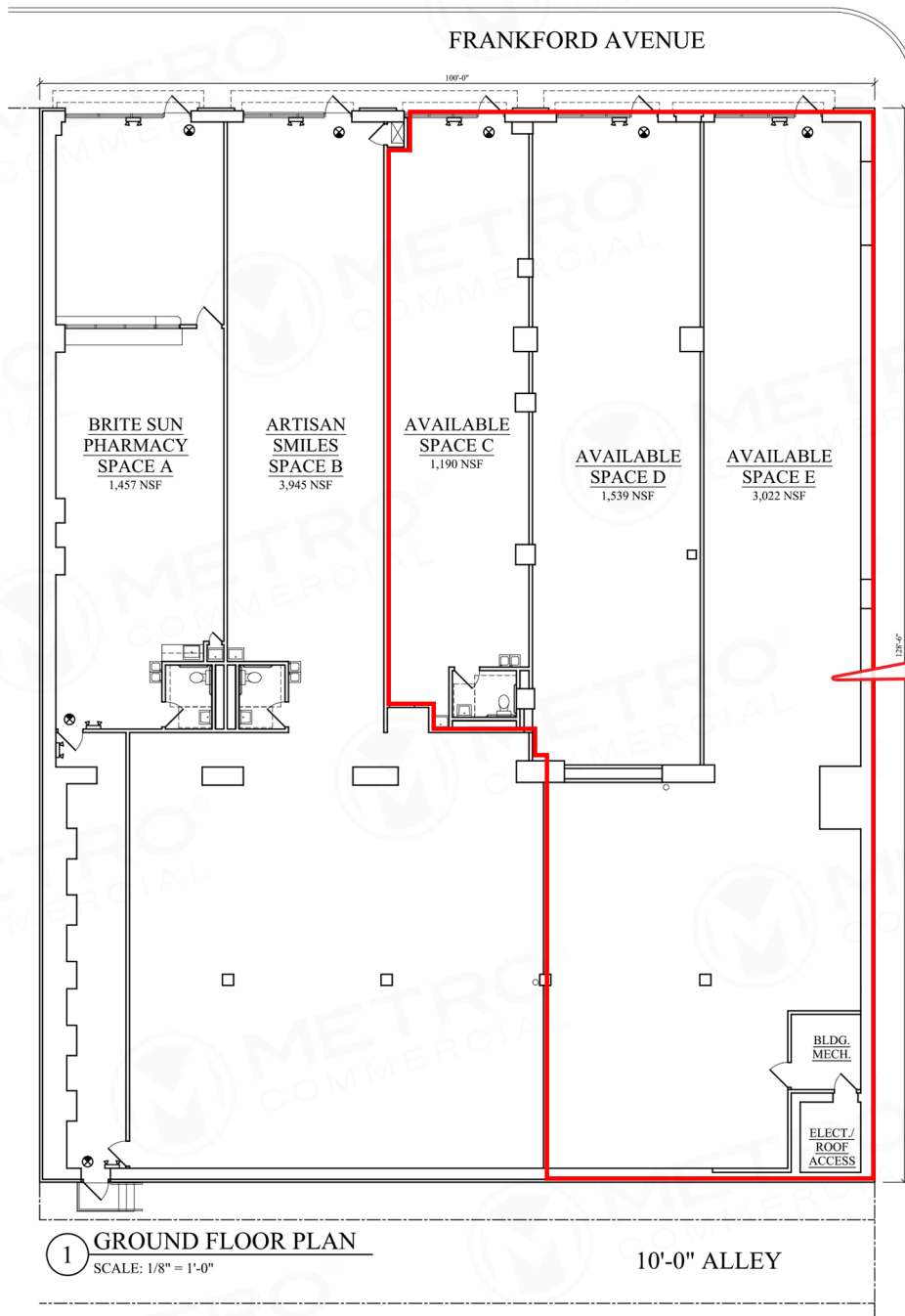
get in touch.

JONATHAN SPOERL

office 215.893.0300
direct 215.282.0157
jspoerl@metrocommercial.com

KJ KULIK

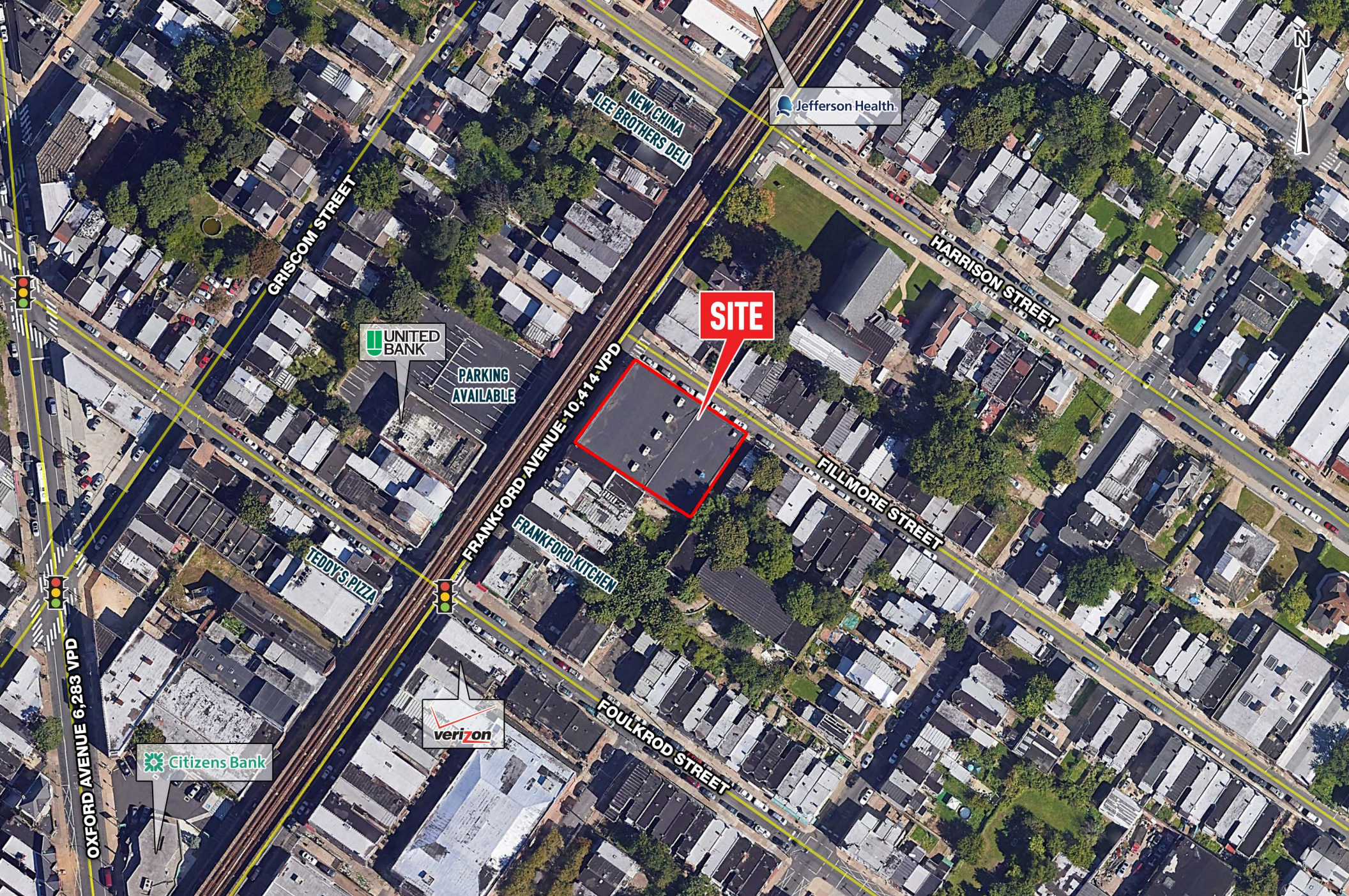
office 856.866.1900
direct 856.222.3012
kkulik@metrocommercial.com



The information and images contained herein are from sources deemed reliable. However, Metro Commercial Real Estate, Inc. makes no representation whatsoever as to their accuracy or authenticity. Images shown may be modified for illustrative purposes. Images may be out-of-date and not current. 3.4.20

4821 FRANKFORD AVENUE
PHILADELPHIA, PA

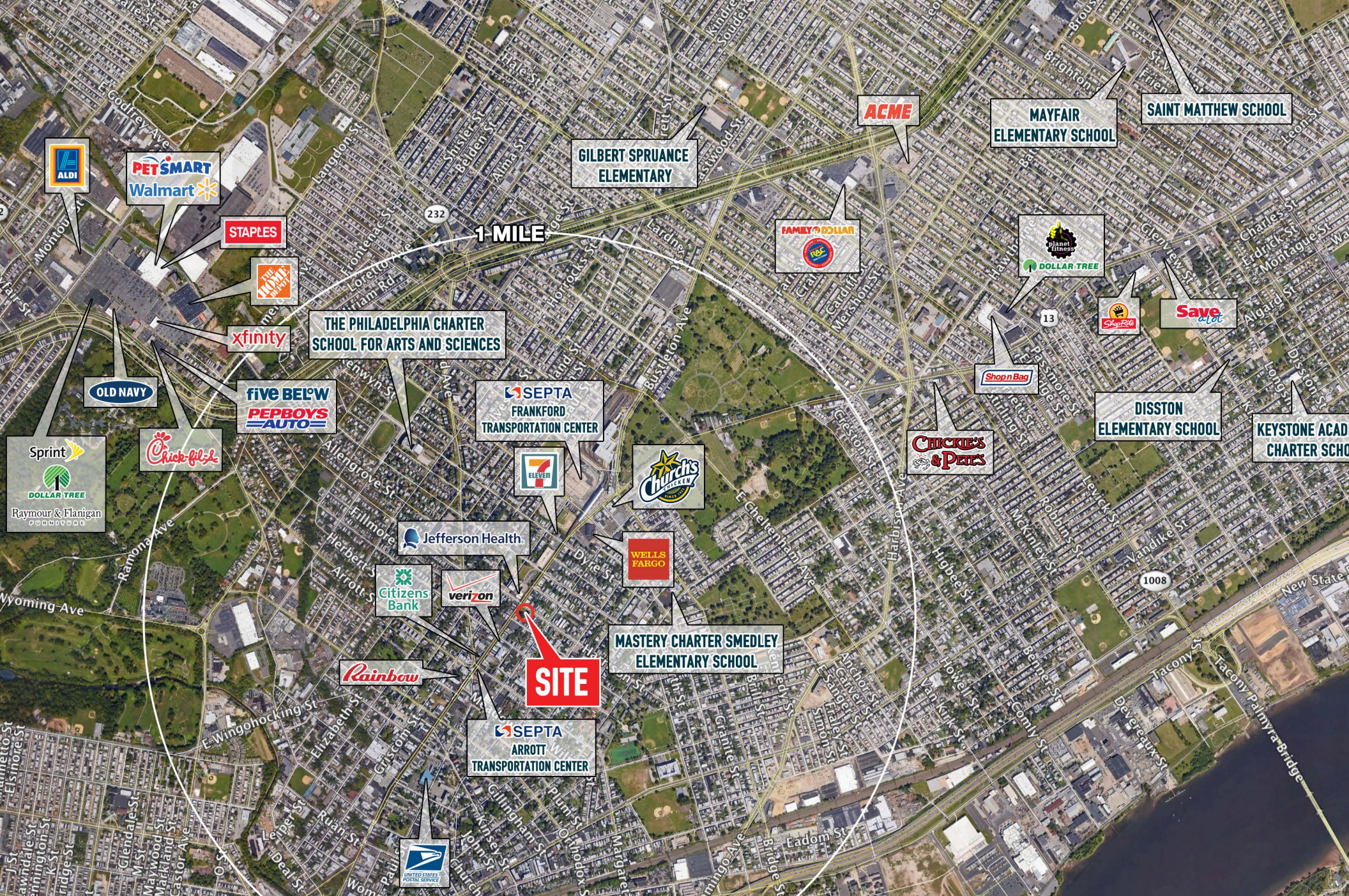




The information and images contained herein are from sources deemed reliable. However, Metro Commercial Real Estate, Inc. makes no representation whatsoever as to their accuracy or authenticity. Images shown may be modified for illustrative purposes. Images may be out-of-date and not current. 3.4.20

4821 FRANKFORD AVENUE
PHILADELPHIA, PA





The information and images contained herein are from sources deemed reliable. However, Metro Commercial Real Estate, Inc. makes no representation whatsoever as to their accuracy or authenticity. Images shown may be modified for illustrative purposes. Images may be out-of-date and not current. 3.4.20

**4821 FRANKFORD AVENUE
PHILADELPHIA, PA**

