

CITY PARK OF LINCOLNSHIRE

215-295 MILWAUKEE AVE., LINCOLNSHIRE, IL 60061 // RETAIL PROPERTY FOR LEASE



OFFERING SUMMARY

Available SF: 1,629 - 9,800 SF

Lease Rate: \$18.00-\$20.00 SF/yr
(NNN)

Lot Size: 0 Acres

Building Size: 77,000 SF

Submarket: North Suburban

PROPERTY OVERVIEW

NEW SIGNAGE AND LEASING INCENTIVES

NEW LANDSCAPING OFFERING INCREASED VISIBILITY

NEW OWNERSHIP AND HANDS- ON RESPONSIVE MANAGEMENT

NEWLY REMODELED REGAL CINEMA WITH IMAX AND LUXURY SEATING

NEW PARKING CONFIGURATION PROVIDING MORE CONVENIENT SPACES TO THE STORES

NEW FOUR STORY LUXURY APARTMENT BUILDING APPROVED ADJACENT TO THE THEATER

DEMOGRAPHICS

	1 MILE	3 MILES	5 MILES
Total Households	1,387	16,585	50,376
Total Population	4,029	44,555	139,969
Average HH Income	\$127,135	\$128,756	\$134,524

FOR MORE INFORMATION CONTACT:

BARRY J. MILLMAN
224.434.2731
bmillman@horizonrealtyservices.com

GARY LITVIN
224.434.2728
glitvin@horizonrealtyservices.com

HORIZON REALTY SERVICES
1540 E. DUNDEE ROAD, SUITE 240, PALATINE, IL 60074
847.870.8585 // HORIZONREALTYSERVICES.COM

CITY PARK OF LINCOLNSHIRE

215-295 MILWAUKEE AVE., LINCOLNSHIRE, IL 60061 // RETAIL PROPERTY FOR LEASE




Caption 1




Caption 2



Caption 3



Caption 4



Caption 5



Caption 6

FOR MORE INFORMATION CONTACT:

BARRY J. MILLMAN
224.434.2731
bmillman@horizonrealtyservices.com

GARY LITVIN
224.434.2728
glitvin@horizonrealtyservices.com

HORIZON REALTY SERVICES
1540 E. DUNDEE ROAD, SUITE 240, PALATINE, IL 60074
847.870.8585 // HORIZONREALTYSERVICES.COM

All information provided herein is from sources deemed reliable. No representation is made as to the accuracy thereof and it is submitted subject to its errors, omissions, changes, prior sale or lease or withdrawal without notice. Any projections, assumptions, and estimates, are presented as examples and may not represent actual performance. Recipients are encouraged to perform independent investigation of the property presented to their satisfaction.

CITY PARK OF LINCOLNSHIRE

215-295 MILWAUKEE AVE., LINCOLNSHIRE, IL 60061 // RETAIL PROPERTY FOR LEASE



FOR MORE INFORMATION CONTACT:

BARRY J. MILLMAN
224.434.2731
bmillman@horizonrealtyservices.com

GARY LITVIN
224.434.2728
glitvin@horizonrealtyservices.com

HORIZON REALTY SERVICES
1540 E. DUNDEE ROAD, SUITE 240, PALATINE, IL 60074
847.870.8585 // HORIZONREALTYSERVICES.COM

All information provided herein is from sources deemed reliable. No representation is made as to the accuracy thereof and it is submitted subject to its errors, omissions, changes, prior sale or lease or withdrawal without notice. Any projections, assumptions, and estimates, are presented as examples and may not represent actual performance. Recipients are encouraged to perform independent investigation of the property presented to their satisfaction.

CITY PARK OF LINCOLNSHIRE

215-295 MILWAUKEE AVE., LINCOLNSHIRE, IL 60061 // RETAIL PROPERTY FOR LEASE



FOR MORE INFORMATION CONTACT:

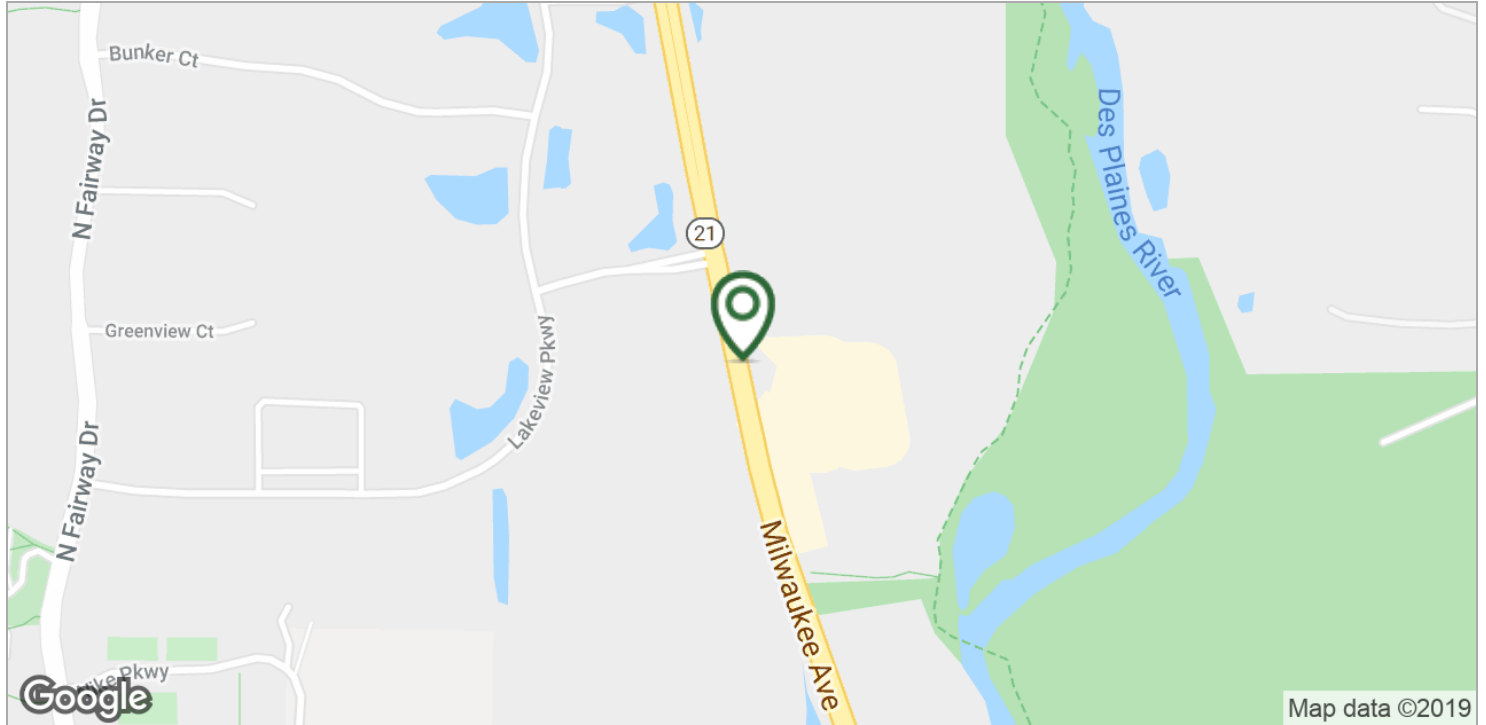
BARRY J. MILLMAN
224.434.2731
bmillman@horizonrealtyservices.com

GARY LITVIN
224.434.2728
glitvin@horizonrealtyservices.com

HORIZON REALTY SERVICES
1540 E. DUNDEE ROAD, SUITE 240, PALATINE, IL 60074
847.870.8585 // HORIZONREALTYSERVICES.COM

CITY PARK OF LINCOLNSHIRE

215-295 MILWAUKEE AVE., LINCOLNSHIRE, IL 60061 // RETAIL PROPERTY FOR LEASE



FOR MORE INFORMATION CONTACT:

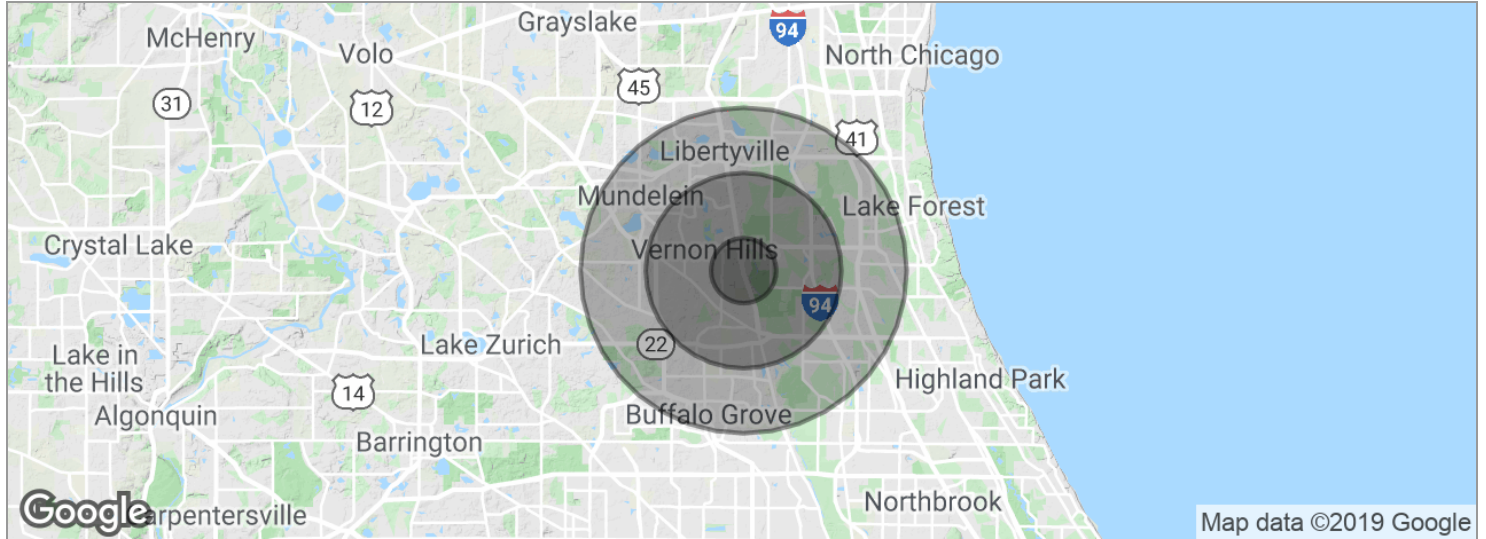
BARRY J. MILLMAN
224.434.2731
bmillman@horizonrealtyservices.com

GARY LITVIN
224.434.2728
glitvin@horizonrealtyservices.com

HORIZON REALTY SERVICES
1540 E. DUNDEE ROAD, SUITE 240, PALATINE, IL 60074
847.870.8585 // HORIZONREALTYSERVICES.COM

CITY PARK OF LINCOLNSHIRE

215-295 MILWAUKEE AVE., LINCOLNSHIRE, IL 60061 // RETAIL PROPERTY FOR LEASE



POPULATION	1 MILE	3 MILES	5 MILES
Total population	4,029	44,555	139,969
Median age	40.8	39.8	39.7
Median age (Male)	40.7	38.8	38.5
Median age (Female)	40.6	40.7	40.7
HOUSEHOLDS & INCOME	1 MILE	3 MILES	5 MILES
Total households	1,387	16,585	50,376
# of persons per HH	2.9	2.7	2.8
Average HH income	\$127,135	\$128,756	\$134,524
Average house value	\$395,857	\$433,090	\$487,933

* Demographic data derived from 2010 US Census

FOR MORE INFORMATION CONTACT:

BARRY J. MILLMAN
224.434.2731
bmillman@horizonrealtyservices.com

GARY LITVIN
224.434.2728
glitvin@horizonrealtyservices.com

HORIZON REALTY SERVICES
1540 E. DUNDEE ROAD, SUITE 240, PALATINE, IL 60074
847.870.8585 // HORIZONREALTYSERVICES.COM

All information provided herein is from sources deemed reliable. No representation is made as to the accuracy thereof and it is submitted subject to its errors, omissions, changes, prior sale or lease or withdrawal without notice. Any projections, assumptions, and estimates, are presented as examples and may not represent actual performance. Recipients are encouraged to perform independent investigation of the property presented to their satisfaction.