

DYNAMIC FULLY FURNISHED OFFICE/FLEX SPACE

228 Suss Drive, Waterbury Center, Vermont



Size: 18,430 square feet of some of the nicest and most dramatic office space in the State of Vermont. Nestled in the heart of the Green Mountains, the working environment is practically second to none!


Location: Directly off Route 100, just 3+ miles to Exit 10 of Interstate 89, and short distance from the thriving town of Waterbury.

Amenities: Suss Drive is very close to the east's most prominent ski resort, Stowe. Outstanding views, and access to some of the best biking, hiking, and Nordic ski trails in the Northeast, plus kayaking and paddling on the beautiful Waterbury Reservoir. Fully furnished office areas & breakrooms, outdoor patio, vaulted ceilings, abundance of natural light, and lots of parking.

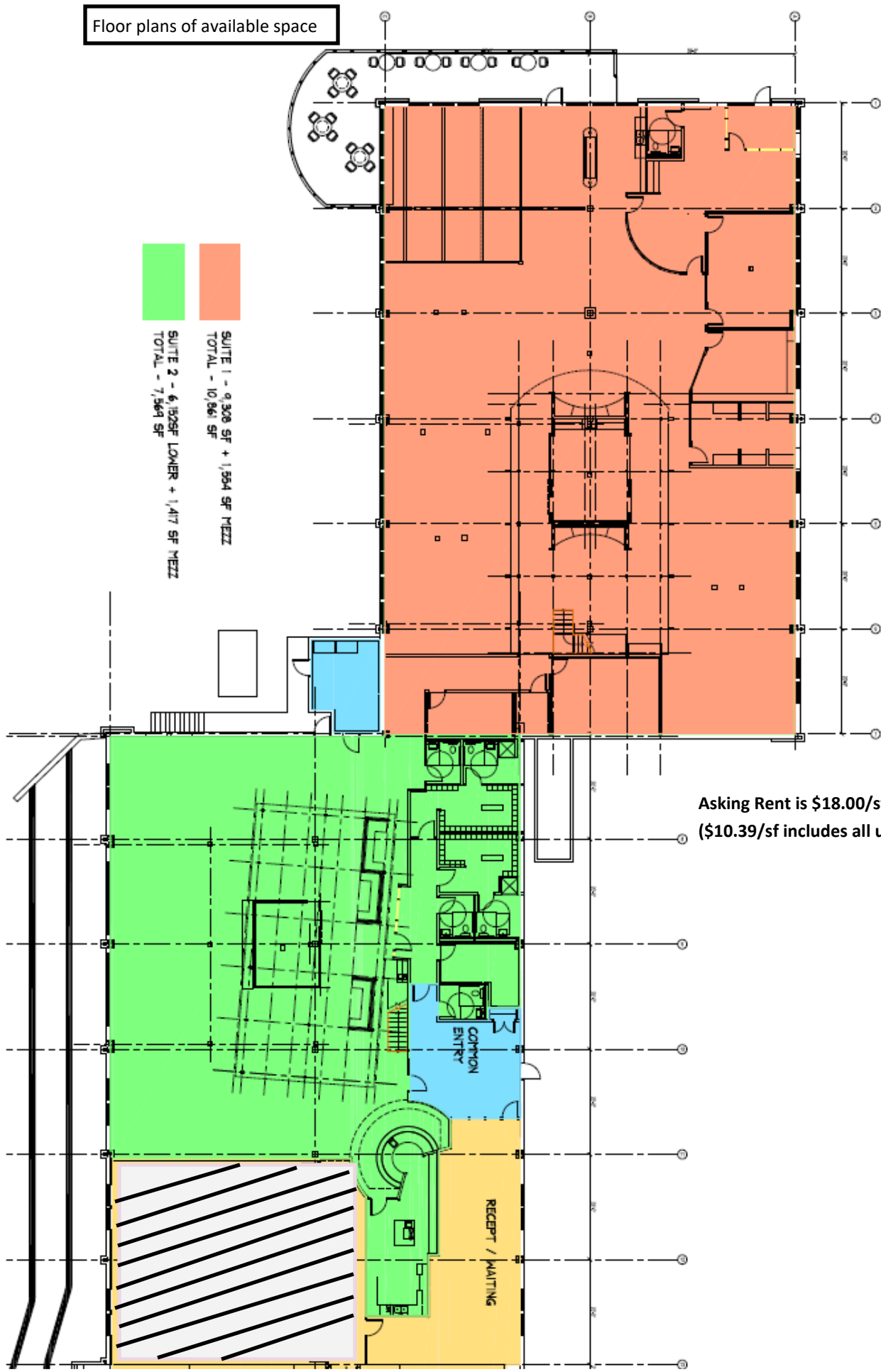


Contact: Tony Blake, 802.864.2000 ext.1
tony.blake@vtcommercial.com
208 Flynn Avenue, Studio 2i
Burlington, Vermont 05401





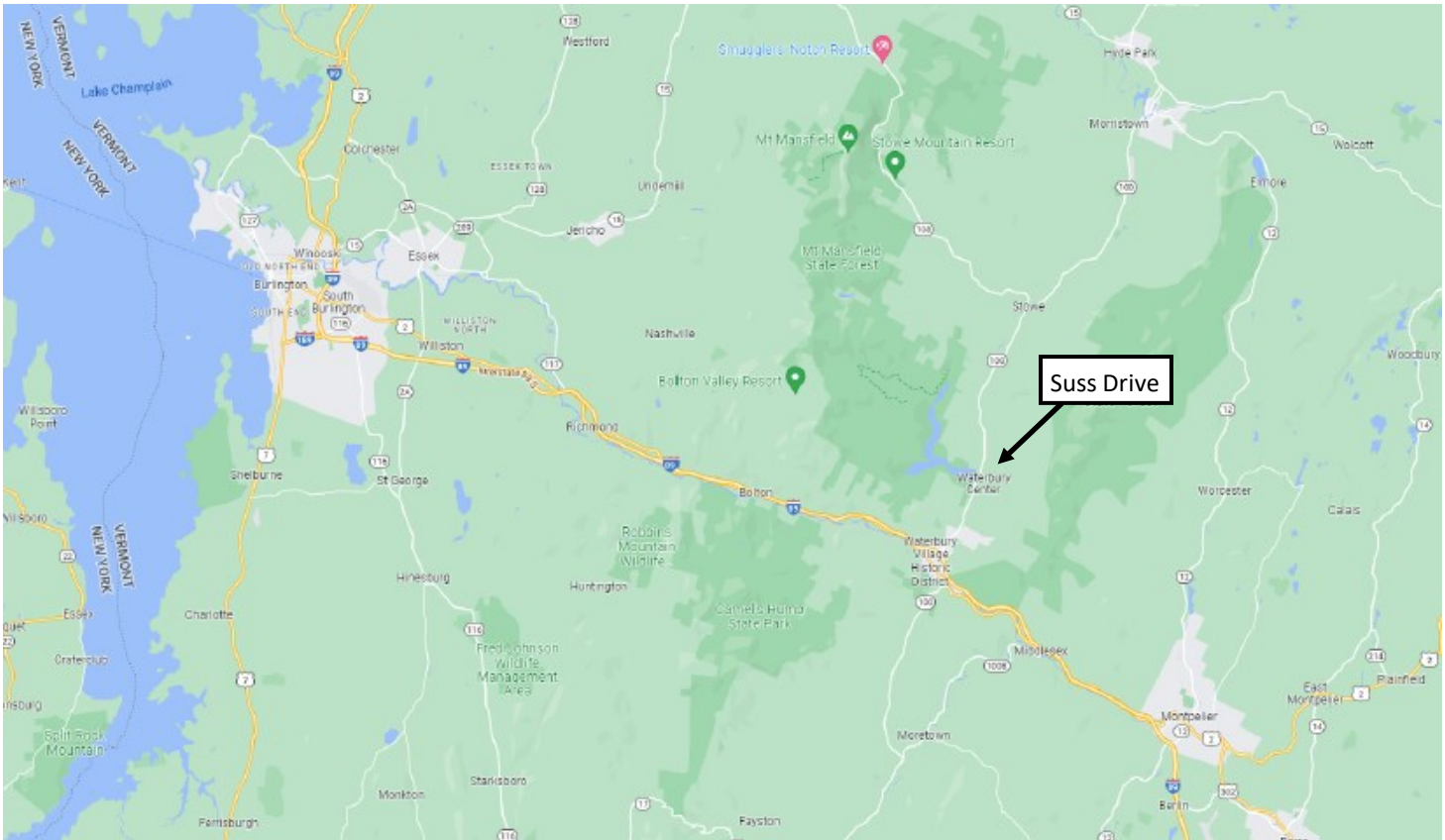
Floor plans of available space



SUITE 1 - 9,308 SF + 1,584 SF MEZZ
TOTAL - 10,892 SF

SUITE 2 - 6,102SF LOWER + 1,417 SF MEZZ
TOTAL - 7,519 SF

Asking Rent is \$18.00/sf NNN
(\$10.39/sf includes all utilities)



This unique property offers an incredible work/play environment. Its close proximity to Waterbury allows for access to numerous dining options, breweries, and retail shops. Stowe Mountain Resort, Sugarbush Resort, and Mad River Ski Area are all within a short drive and feature some of the best alpine skiing in the northeast. The space is turn-key, and the rent is negotiable. Please contact Tony Blake directly for more information and to set up a personal tour of this fabulous facility!

tony.blake@vtcommercial.com

802.864.2000 ext. 1 office

802.343.0119 cell

