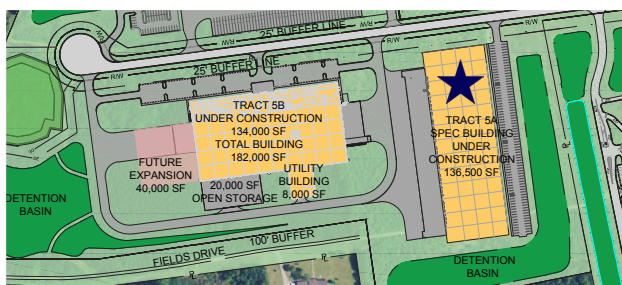
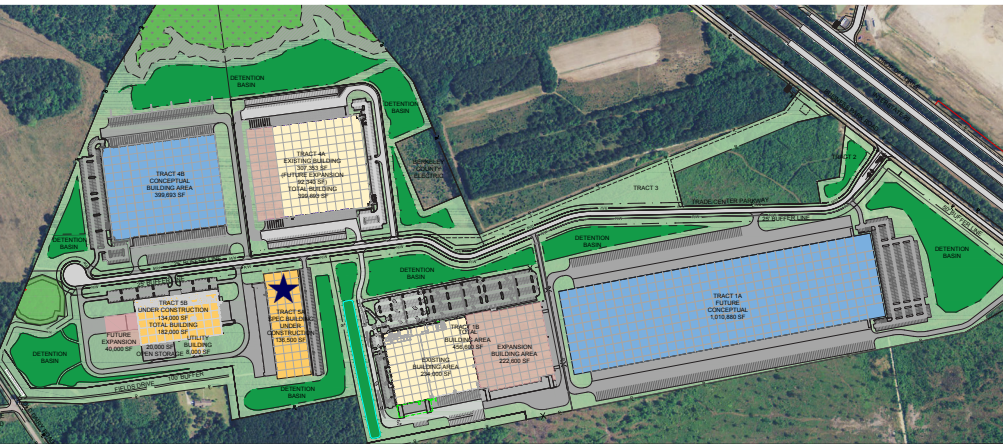
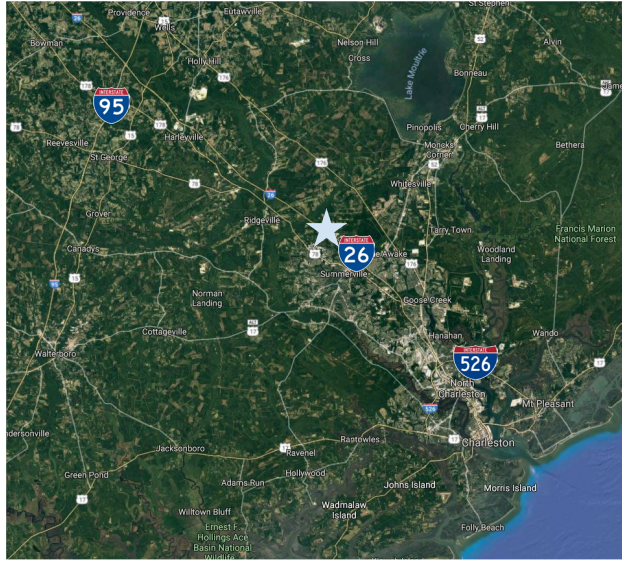


INDUSTRIAL SPEC FOR LEASE: 136,500 S.F. CHARLESTON TRADE CENTER



Divisible to 21,000 s.f. | Anticipated Q2 2019 delivery | Less than 1 mile from I-26 | Trade Center Parkway, Summerville, SC



www.CharlestonTradeCenter.com

CONTACT

Lee Allen
+1 843 566 2064
lee.allen@am.jll.com

Kevin Coats
+1 843 805 5112
kevin.coats@am.jll.com



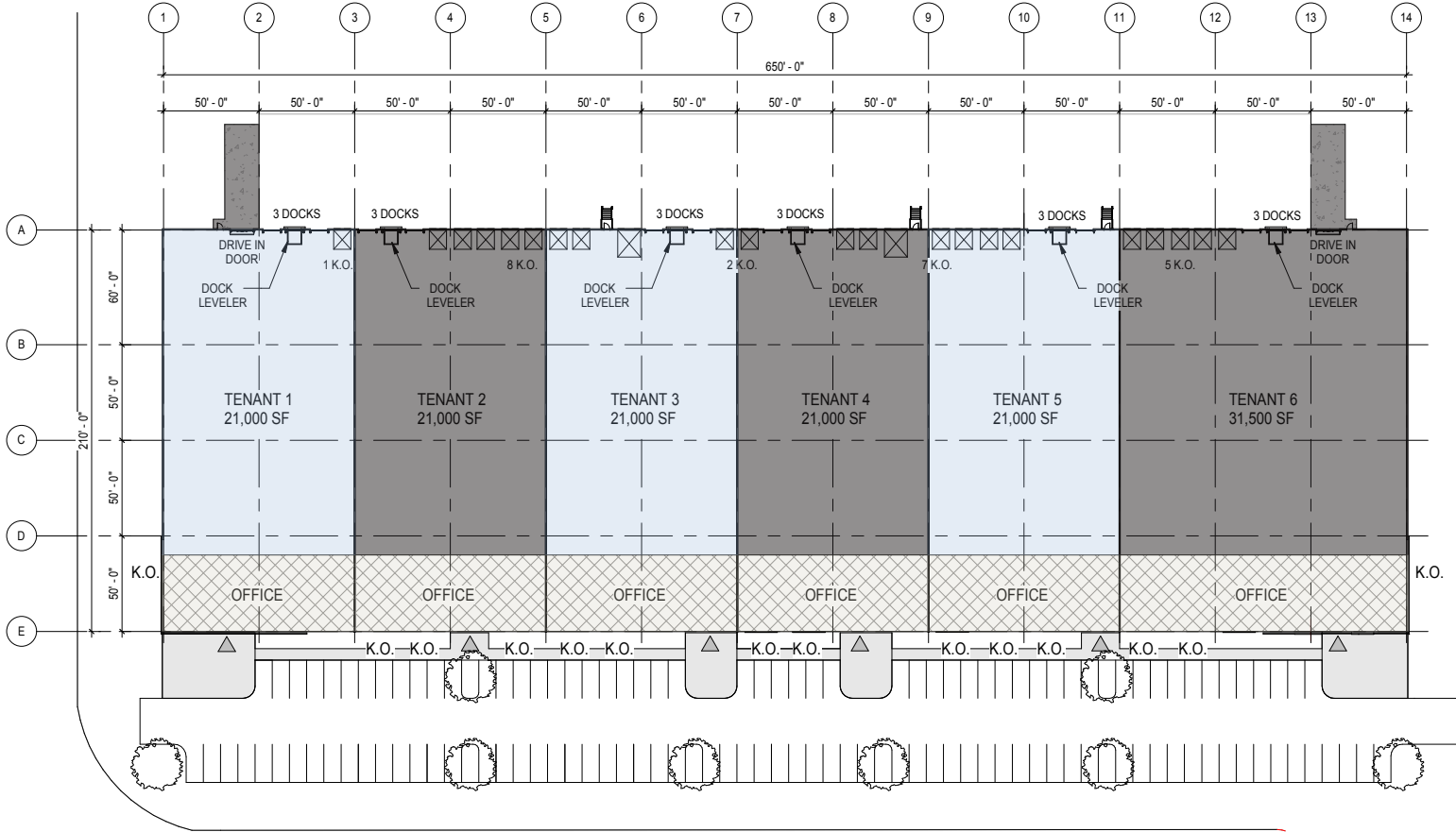
Alan Lewis
+1 704 319 8140
alan@thekeithcorp.com



CHARLESTON TRADE CENTER



SPEC. BUILDING FLOOR PLAN



SPECS.

Total s.f.	21,000 - 136,500	Dock doors	18 total
Loading	Rear load	Drive-in doors	2 total
Clear height	32'	Parking - auto	120 spaces
Column spacing	50' x 50'	Sprinkler	ESFR
Speed Bays	50' x 60'	Lighting	LED

INTERSTATE ACCESS

Distance from I-26	0.57 miles
Distance from I-526	15.29 miles
Distance from I-95	26.52 miles

CONTACT

www.CharlestonTradeCenter.com

Lee Allen
+1 843 566 2064
lee.allen@am.jll.com

Kevin Coats
+1 843 805 5112
kevin.coats@am.jll.com



Alan Lewis
+1 704 319 8140
alan@thekeithcorp.com



THE KEITH CORPORATION