



FOR LEASE

North Valleys Commerce Center

BUILDING E | 9560 NORTH VIRGINIA STREET, RENO, NV 89506



RENDERING



CURRENTLY AVAILABLE FOR LEASE

313K TOTAL AVAIL. SQUARE FEET



LEASE RATE NEGOTIABLE

MIKE NEVIS, SIOR, CCIM
775.470.8855
mike.nevis@kidder.com
LIC N° S.0061759

J. MICHAEL HOECK, SIOR
775.470.8888
michael.hoeck@kidder.com
LIC N° S.0044236

STEVE KUCERA, SIOR, CCIM
775.470.8866
steve.kucera@kidder.com
LIC N° S.0172550

Kidder Mathews

DEVELOPED BY



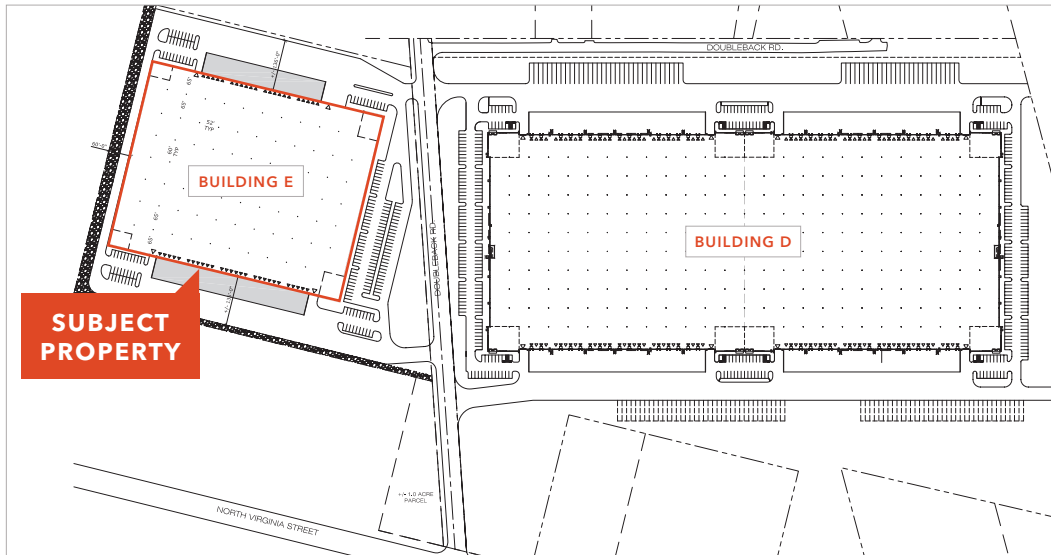
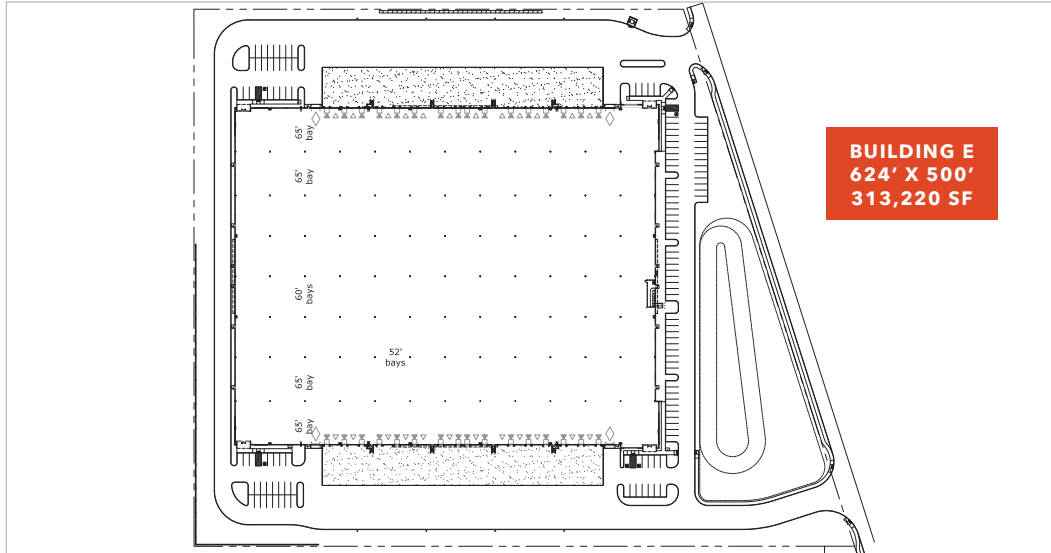
This information supplied herein is from sources we deem reliable. It is provided without any representation, warranty, or guarantee, expressed or implied as to its accuracy. Prospective Buyer or Tenant should conduct an independent investigation and verification of all matters deemed to be material, including, but not limited to, statements of income and expenses. Consult your attorney, accountant, or other professional advisor.

KIDDER.COM

FOR LEASE

North Valleys Commerce Center

BUILDING E | 9560 NORTH VIRGINIA STREET, RENO, NV 89506



PROPERTY FEATURES

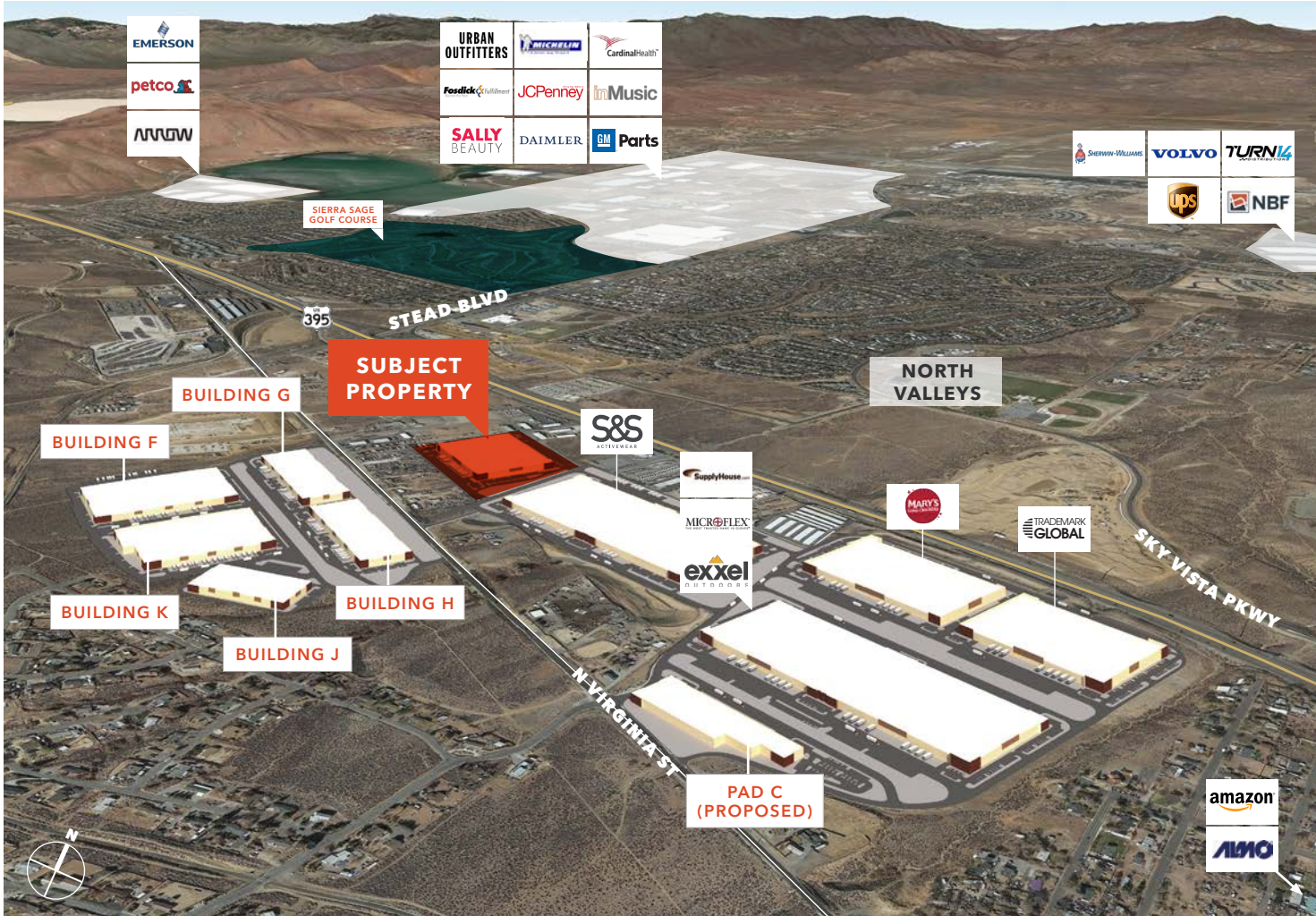
List Price	Negotiable
Space	313,220 SF (divisible to 156,610 SF)
Office Size	Build-to-suit
Estimated OPEX	\$0.07/SF
Availability Date	Currently available
Property Website	WWW.NVCCNEVADA.COM

FOR LEASE

North Valleys Commerce Center

BUILDING E | 9560 NORTH VIRGINIA STREET, RENO, NV 89506

Tenant Aerial



BUILDING HIGHLIGHTS

32 dock high doors with mechanical pit type levelers

24 knock-out panels for future dock doors

52' X 60' columns (typical)

4 drive in doors

36' clear height after the first column

4,000 amps, 277/480 volts, 3-phase power

ESFR sprinkler system

CROSS docked, 65' speed bays

131 auto parking spaces

7" slab

LED lighting (30 fc at 36" AFF unobstructed) with motion sensors and photocells (for daylight harvesting)

ROOF SYSTEM 60 mil single ply TPO roof membrane with R-19 rigid insulation above deck

FOR LEASE

North Valleys Commerce Center

BUILDING E | 9560 NORTH VIRGINIA STREET, RENO, NV 89506

TRANSPORTATION

Ground	Miles
Reno-Tahoe Int'l Airport	11.2
Reno-Stead FBO	3.9
UPS Regional	12.6
FedEx Express	12.0
FedEx Ground	13.7
FedEx LTL	11.0

DEMOGRAPHICS

2019	5 mi	10 mi	15 mi
Population	50,448	335,338	421,597
Households	16,837	128,577	163,232
Avg HH Income	\$87,048	\$83,955	\$90,898
Total Employees	8,716	119,692	162,349

BUSINESS COST COMPARISONS

	NV	CA	AZ	UT	ID	OR	WA
TAX COMPARISONS							
State Corporate Income Tax	No	8.84%	4.9%	5%	7.4%	6.6%-7.6%	No
Personal Income Tax	No	1%-13.3%	2.59%-4.54%	5%	1.6%-7.4%	5%-9.9%	No
Payroll Tax	1.475%	0.711% (2018)	No	No	No	0.09%	No
Monthly Property Tax (based on \$25M market value)	\$22,969	\$20,833	\$68,096	\$29,687	\$34,792	\$36,778	\$21,122
Unemployment Tax	0.3%-5.4%	1.5%-6.2%	0.04%-10.59%	0.2%-7.2%	0.4%-5.4%	1.2%-5.4%	0.1%-5.7%
Capital Gains Tax	No	Up to 13.3%	Up to 4.54%	5%	Up to 7.4%	Up to 9.9%	No

NEVADA STATE INCENTIVES

No state, corporate or personal income tax

No estate tax, no inventory tax, no unitary tax, no franchise tax

Right-to-work state

Moderate real estate costs

Low workers' compensation rates

State-qualified employee hiring incentive

HELPFUL LINKS

Business Costs <http://www.diversifynevada.com/selecting-nevada/nevada-advantage/cost-of-doing-business>

Business Incentives <http://edawn.org/why-nevada/business-advantage/>

Cost of Living <http://opportunitynevada.files.wordpress.com/2017/11/costofliving.pdf>

Quality of Life <http://edawn.org/live-play/>



Source: <https://www.nvenergy.com/about-nvenergy/economic-development/taxes-incentives>
Last updated: 01/2019