



34,000 SF LAND IN CENTRAL BRONX FOR LEASE

NEAR CROSS BRONX EXPRESSWAY




FEATURES:

- **Lot Size:** 34,000 Sq. Ft.
- 300 ft Frontage on Park Avenue
- On grade and leveled throughout
- Fenced
- "As-Is"
- **Great for all Storage uses:**
 - Contractors
 - Scaffolding Companies
 - Bus Companies
 - Parking

NEARBY:

- Cross Bronx Expressway
- Sheridan Boulevard
- Grand Concourse
- Major Deegan Expressway

Transportation:

-  **Bx41** Webster Ave/Claremont Pkwy
-  **B D** 174-175th Street Station
-  **Metro-North Railroad** Harlem



LEASE PRICE:

UPON REQUEST

4026 PARK AVENUE, BRONX, NY 10457

BLOCK: 4026 LOT: 31, 50, 51, 53 ZONING: M1-1

For Information About This Property
Contact Exclusive Agents:

Federico Mazzeo, Salesperson
fmazzeo@pinnaclereny.com
718-371-6424

Ariel Castellanos, Associate Broker
acastellanos@pinnaclereny.com
718-371-6412



PINNACLE REALTY

OF NEW YORK, LLC

www.pinnacleireny.com

46-34 11th Street • Long Island City, NY 11101

718-784-8282

