

FOR LEASE

100 BUSINESS PARK DRIVE

Building A - Freehold, NJ



SPECIFICATIONS

Available sq. ft.	±13,750
Divides to:	±3,450 sf units
Office sq. ft.	To suit
Lot size	± 1 acre
Ceiling height	26'
Loading	4 drive-in doors
Sprinkler	Wet
Power	800 amps
Column spacing	40' x 55'
Parking	Ample
Occupancy	2Q2020



CBRE

FOR LEASE 100 BUSINESS PARK DRIVE

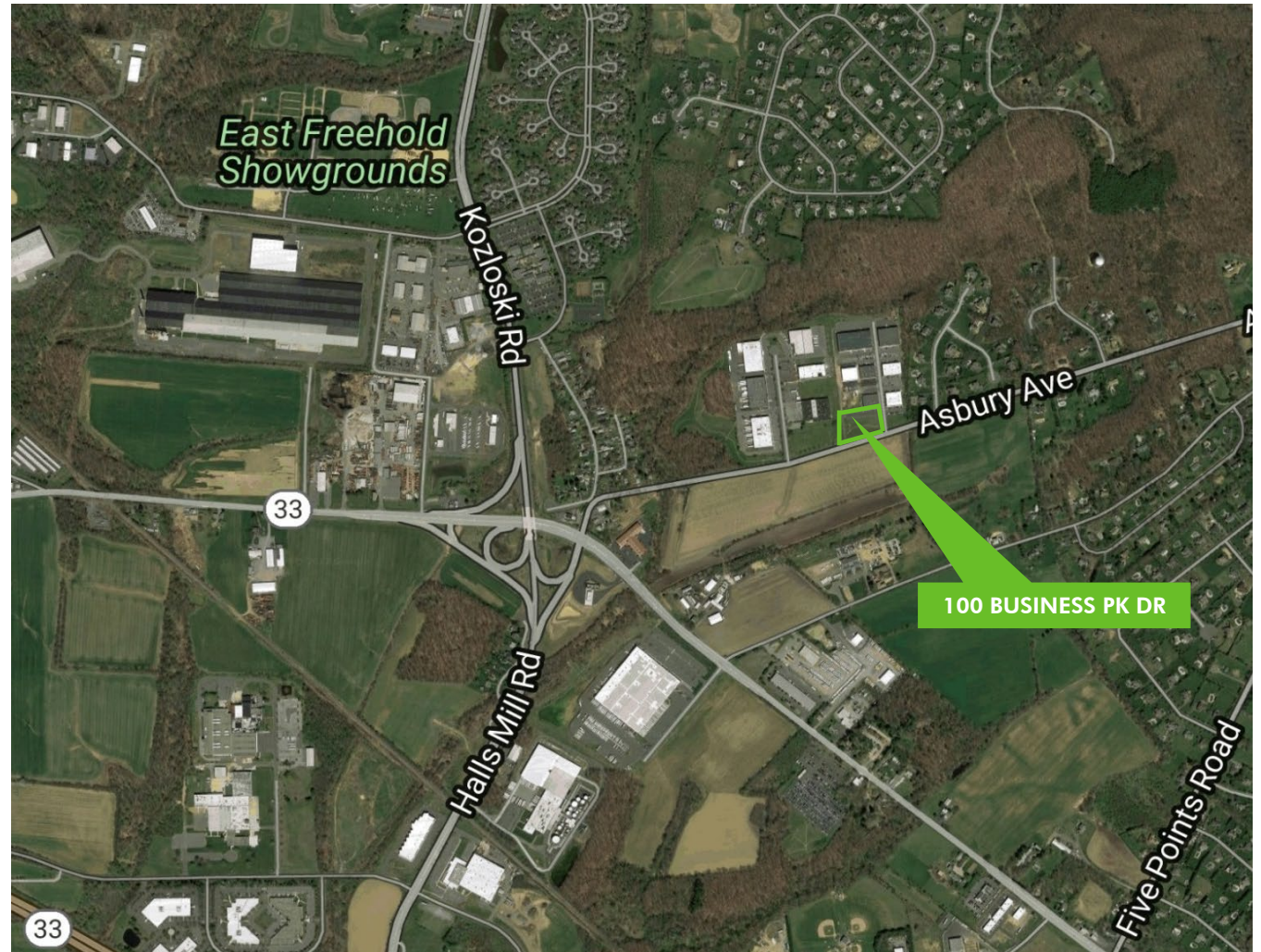
Building A

Freehold, NJ



AREA ACCESS

- + Minutes from Exit 8 of the NJ Turnpike
- + Excellent access to:
 - Route 33
 - Route 9
 - NJ Turnpike



CBRE

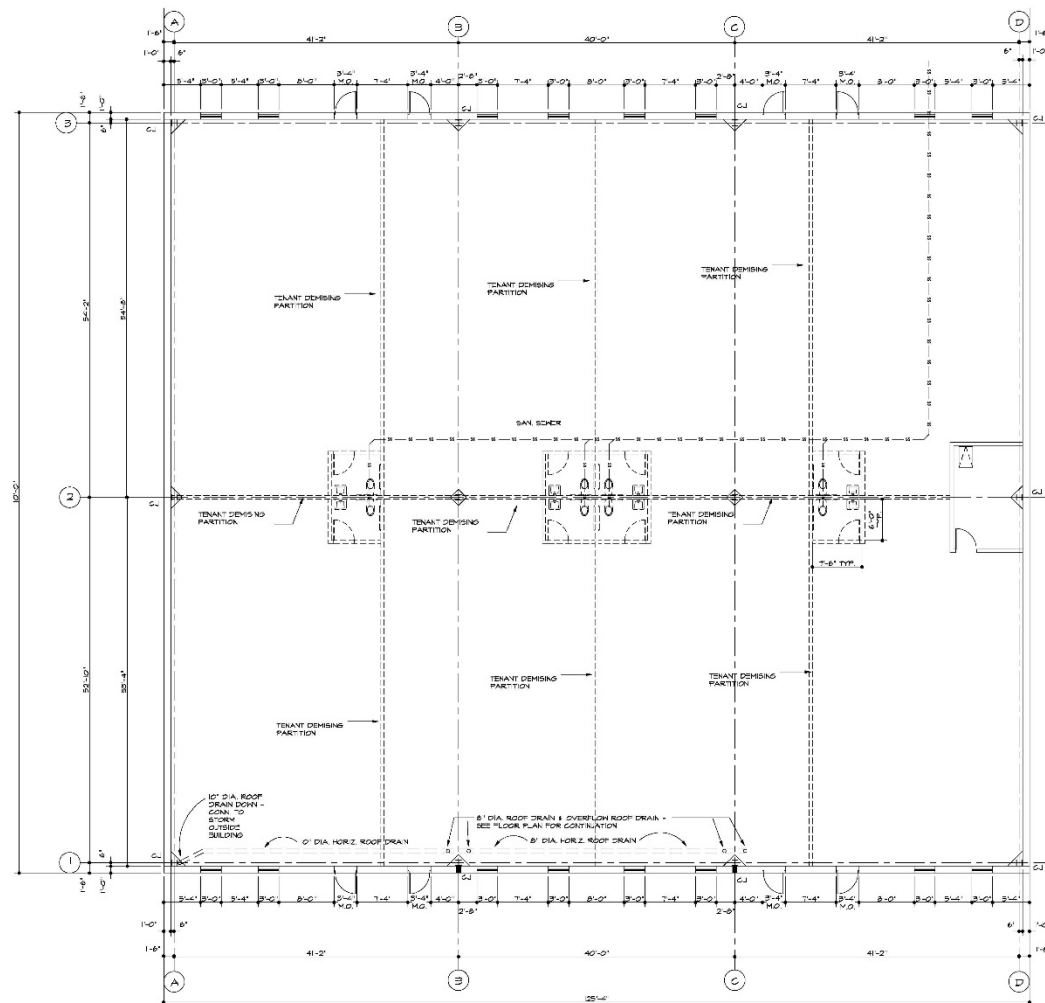
FOR LEASE 100 BUSINESS PARK DRIVE

Building A

Freehold, NJ



SITE PLAN



CBRE

FOR LEASE 100 BUSINESS PARK DRIVE

Building A

Freehold, NJ



LOCATION MAP

COMMENTS

- + Ideal for warehouse, distribution, office and flex
- + Corporate park-like setting
- + Impressive front entrance
- + Fully sprinklered
- + Divisible to suit
- + Allowed uses include:
 - Recreation
 - Sports
 - Entertainment



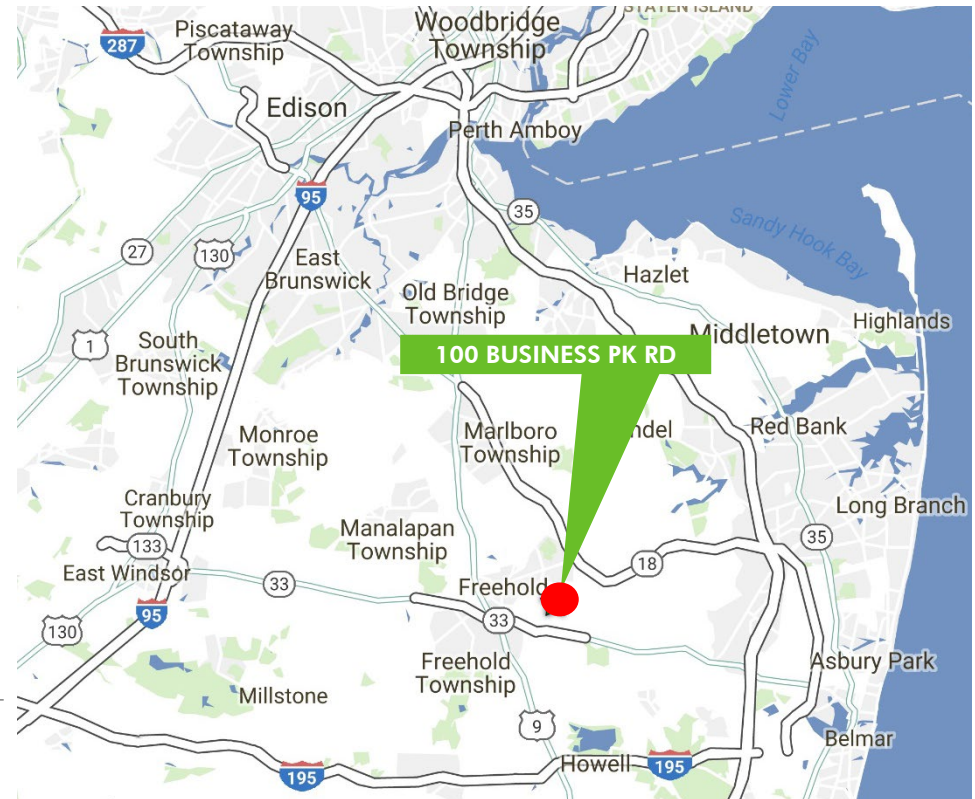
CONTACT US

LOU BELFER

Senior Vice President
+1 732 509 2817
lou.belfer@cbre.com

SCOTT BELFER

Senior Vice President
+1 732 509 8930
scott.belfer@cbre.com



© 2019 CBRE, Inc. All rights reserved. This information has been obtained from sources believed reliable, but has not been verified for accuracy or completeness. You should conduct a careful, independent investigation of the property and verify all information. Any reliance on this information is solely at your own risk. CBRE and the CBRE logo are service marks of CBRE, Inc. All other marks displayed on this document are the property of their respective owners. Photos herein are the property of their respective owners. Use of these images without the express written consent of the owner is prohibited.

CBRE