

# Sugarloaf Crossing

4850 Sugarloaf Pkwy, Lawrenceville, GA 30044


FOR LEASE



## 1,200 - 11,638 SF AVAILABLE

### PROPERTY HIGHLIGHTS

- Publix anchored center with great visibility and access to Hwy 316 & I-85
- Easy access to Highway 316 & 1-85 with traffic counts of 68,780 VPD
- Plenty of parking with multiple, easy access points to the shopping center
- High-end, built-out medical space available (4,874-11,638 SF)



DEMOGRAPHICS	1 MILE	3 MILES	5 MILES
Total Households	3,111	32,433	79,141
Total Population	9,101	97,919	237,484
Average HH Income	\$61,851	\$78,499	\$83,640

For More Information, Contact

CHRIS BOWMAN | 404.812.8928 | cbowman@skylineseven.com  
ANDREW NESBITT | 404.812.8911 | anesbitt@skylineseven.com

800 MT. VERNON HIGHWAY NE | SUITE #425 | 404.812.8928 | SKYLINESEVEN.COM

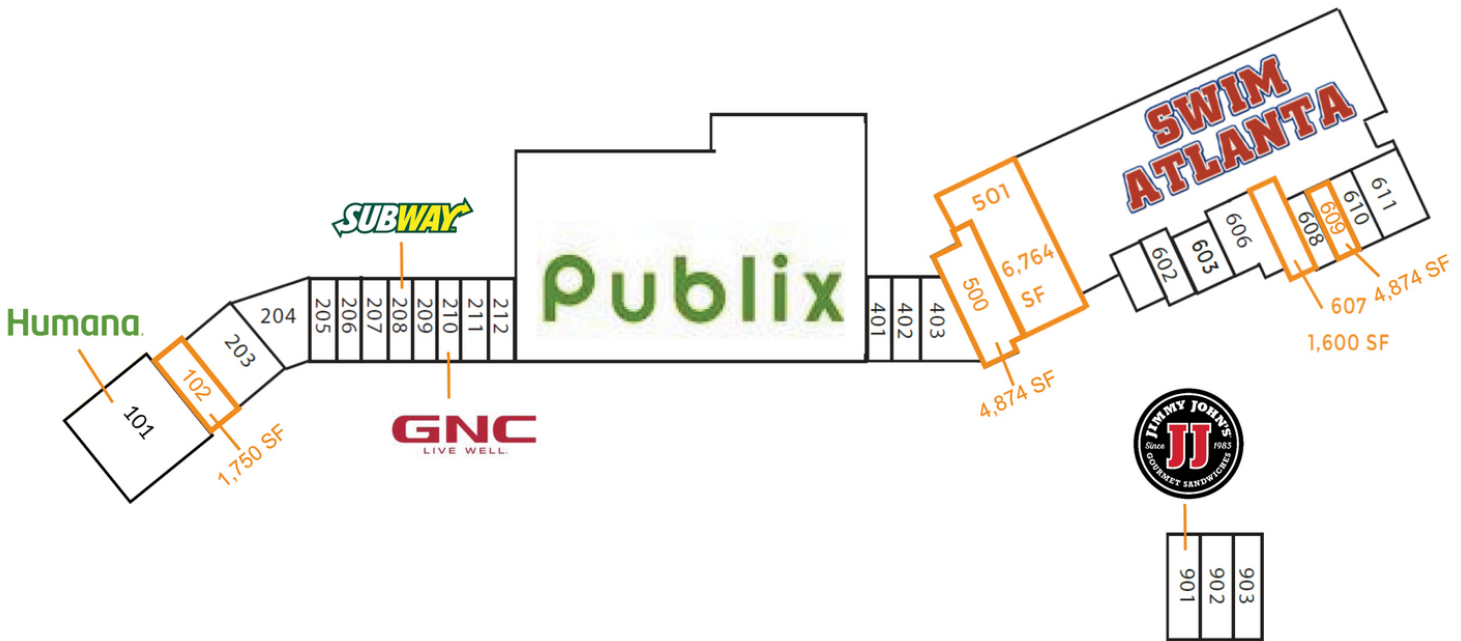


# Sugarloaf Crossing

4850 Sugarloaf Pkwy, Lawrenceville, GA 30044

FOR LEASE

SUITE	TENANT	SIZE	SUITE	TENANT	SIZE
101	Humana/Iora Primary Care	6,400 SF	500	AVAILABLE	4,874 SF
102	AVAILABLE	1,750 SF	501	AVAILABLE	6,764 SF
202	Biba's Italian Restaurant	3,950 SF	602	L&L Hair Salon	1,200 SF
204	Great Impressions Dental	2,885 SF	603	Fond Memories Antiques	1,750 SF
205	Choice Cleaners	1,750 SF	605-606	USA TaeKwonDo	2,600 SF
206	Nails Now II	1,050 SF	607	AVAILABLE	1,600 SF
207	Vape Shack	1,400 SF	608	Kumon Learning	1,200 SF
208	Subway	1,400 SF	609	AVAILABLE	1,200 SF
209	UPS Store	1,400 SF	610	Alepelo's Management	1,200 SF
210	GNC	1,400 SF	611	Lawrenceville Pediatric Dentistry	2,400 SF
211	Car Financial	1,400 SF	701	C&C Beauty & Beyond	8,225 SF
212	Great Clips	1,400 SF	702	Swim Atlanta	20,425 SF
301	Publix	51,420 SF	901	Jimmy John's	1,600 SF
401	New China	1,400 SF	902	Dominquez Chiropractic	1,600 SF
402	H&R Block	1,400 SF	903	JBuffalo Wings	1,600 SF
403	Automotive Personal Services	2,663 SF			



For More Information, Contact

CHRIS BOWMAN | 404.812.8928 | cbowman@skylineseven.com  
 ANDREW NESBITT | 404.812.8911 | anesbitt@skylineseven.com

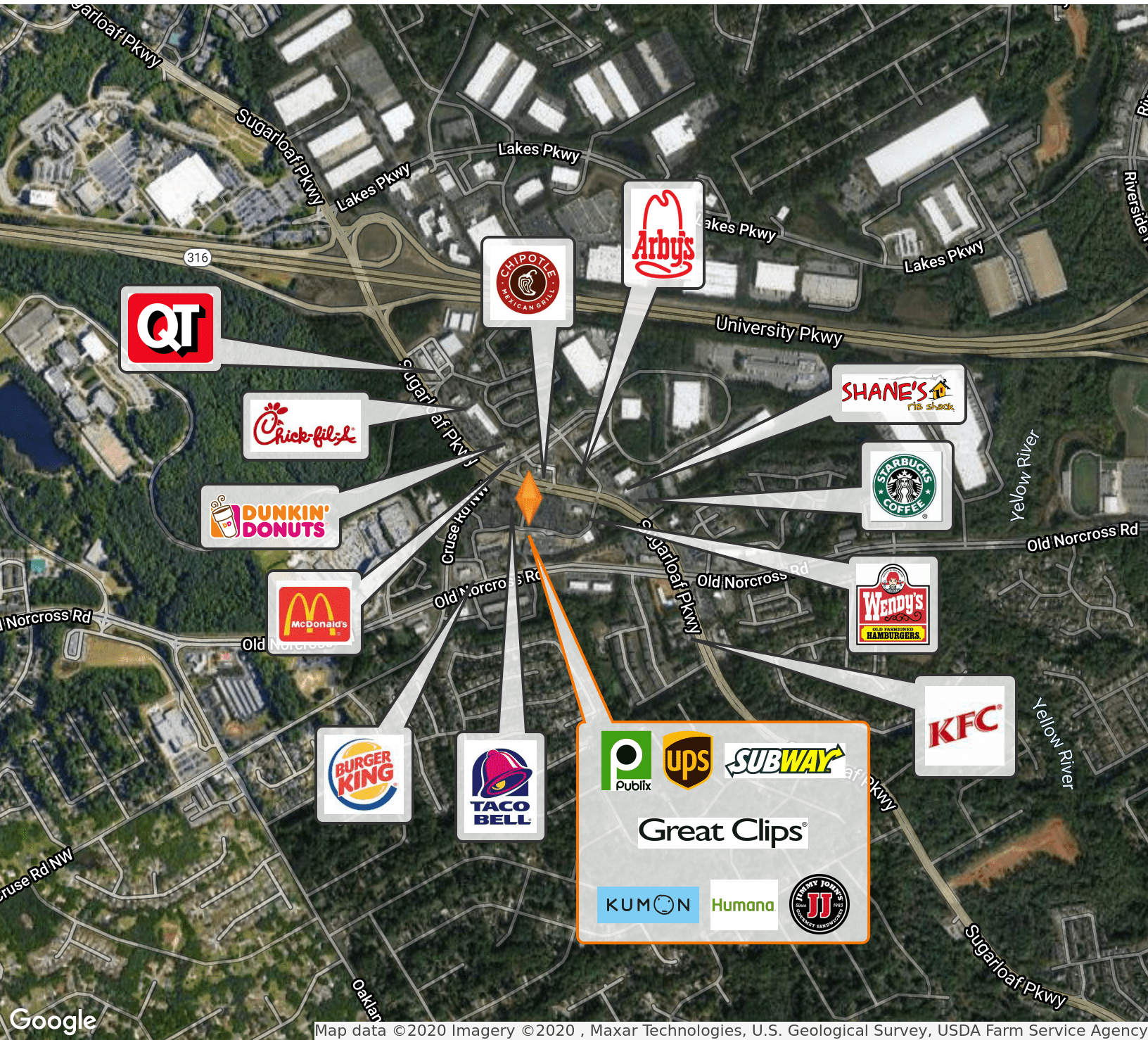
800 MT. VERNON HIGHWAY NE | SUITE # 425 | 404.812.8928 | SKYLINESEVEN.COM



# Sugarloaf Crossing

4850 Sugarloaf Pkwy, Lawrenceville, GA 30044

FOR LEASE



Map data © 2020 Imagery © 2020, Maxar Technologies, U.S. Geological Survey, USDA Farm Service Agency

For More Information, Contact

CHRIS BOWMAN | 404.812.8928 | cbowman@skylineseven.com  
ANDREW NESBITT | 404.812.8911 | anesbitt@skylineseven.com

800 MT. VERNON HIGHWAY NE | SUITE #425 | 404.812.8928 | SKYLINESEVEN.COM

