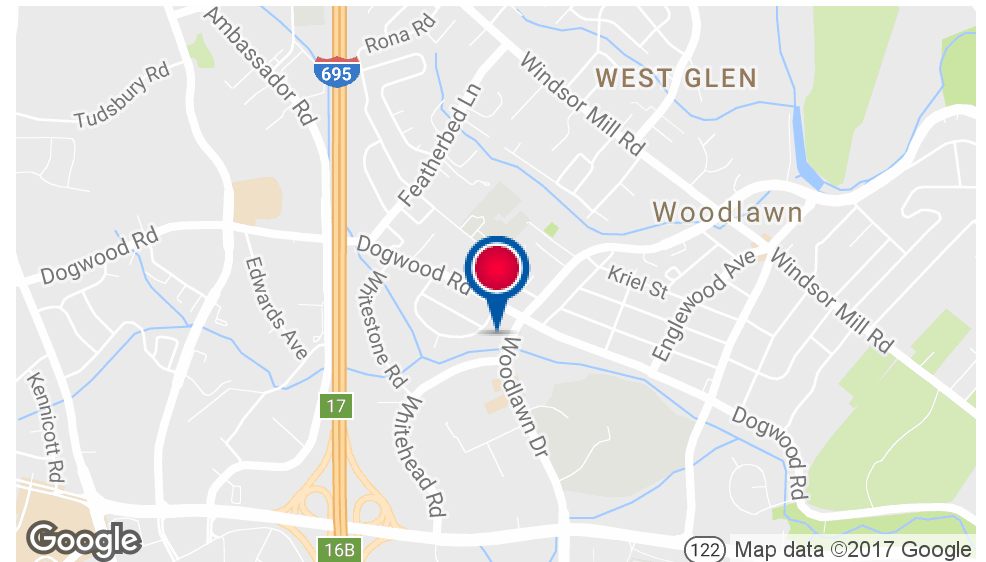




## PROPERTY HIGHLIGHTS

- 1,150 SF retail/office for lease
- Prominent signage and visibility on woodlawn drive
- Close proximity to Security Square Mall, Social Security Administration, Meadows Industrial Park
- Easy access to I-695, I-70



**Rene F. Daniel**

410.435.4004 x224

rdaniel@troutdaniel.com

1826 WOODLAWN DR, WOODLAWN, MD 21207

WOODLAWN CENTER



Additional Photos



**Rene F. Daniel**

410.435.4004 x224

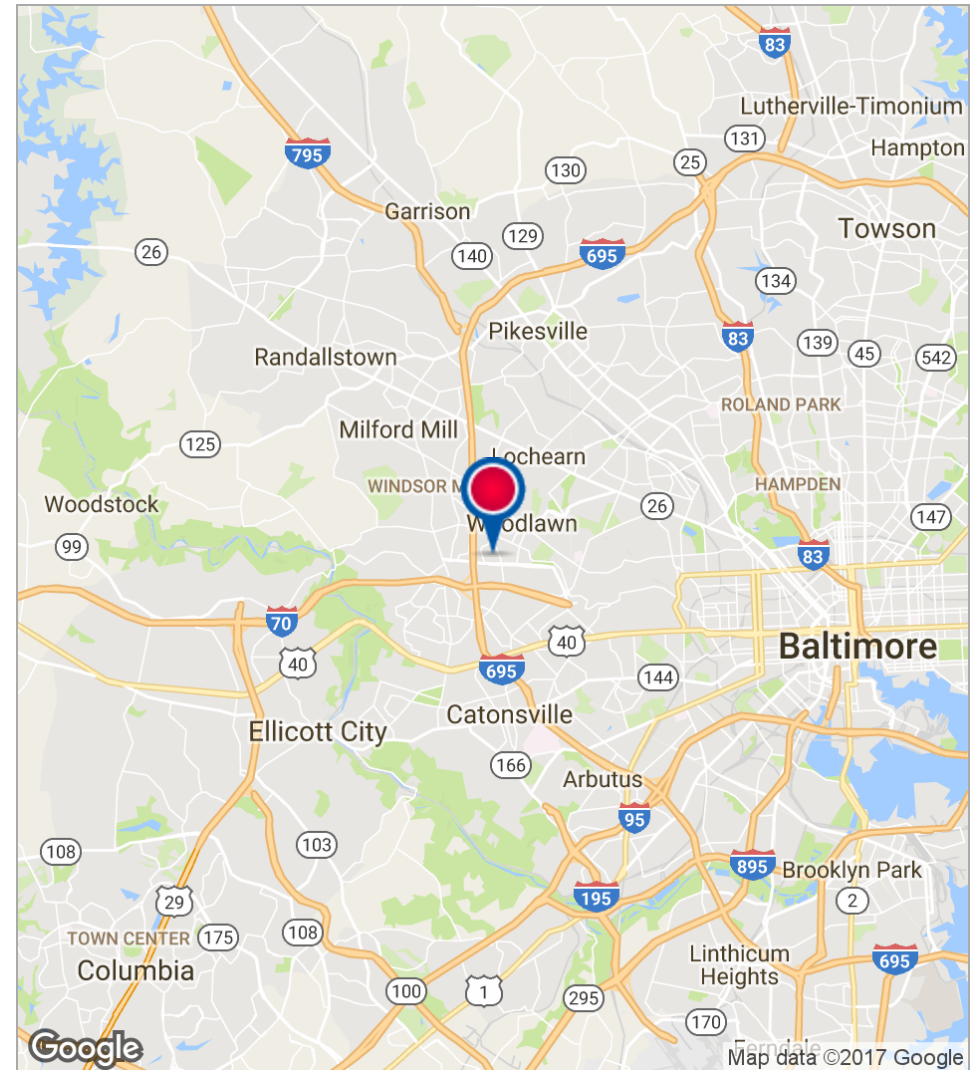
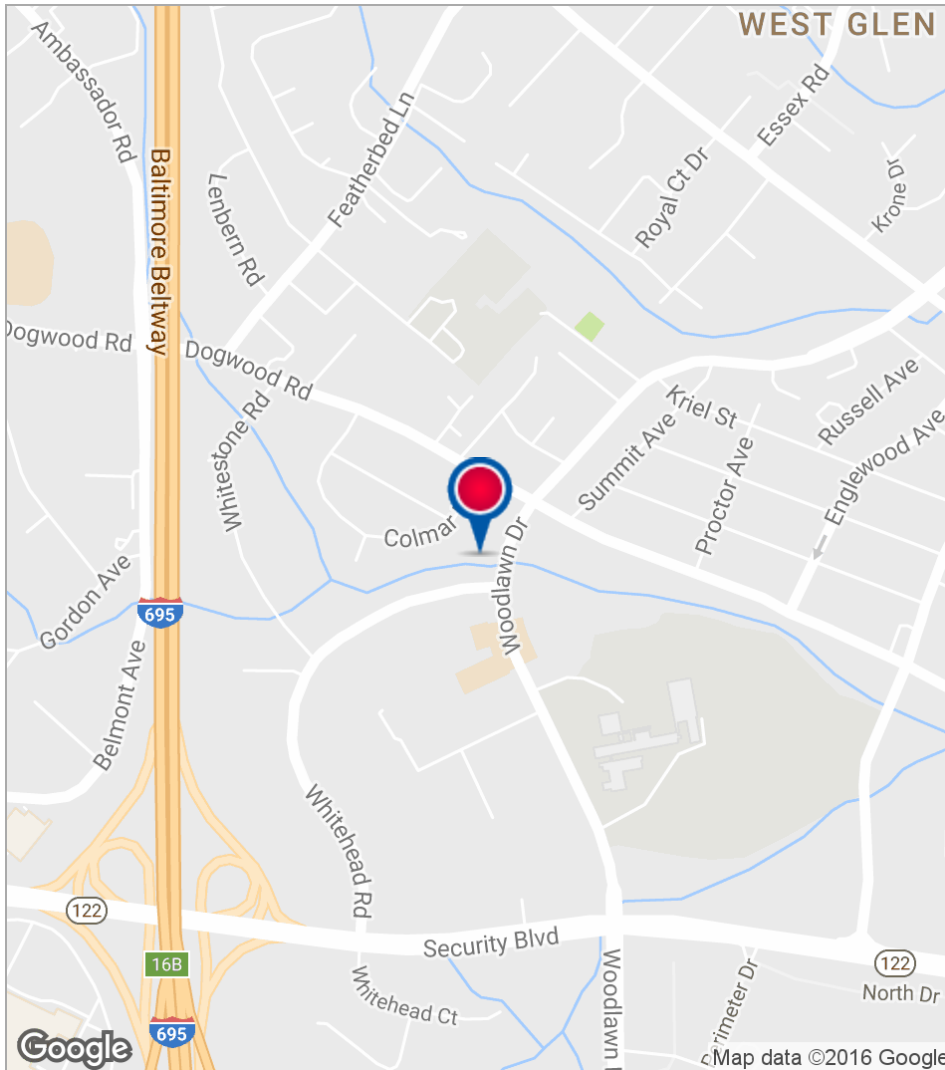
rdaniel@troutdaniel.com

# 1826 WOODLAWN DR, WOODLAWN, MD 21207

WOODLAWN CENTER



Location Maps



Rene F. Daniel

410.435.4004 x224

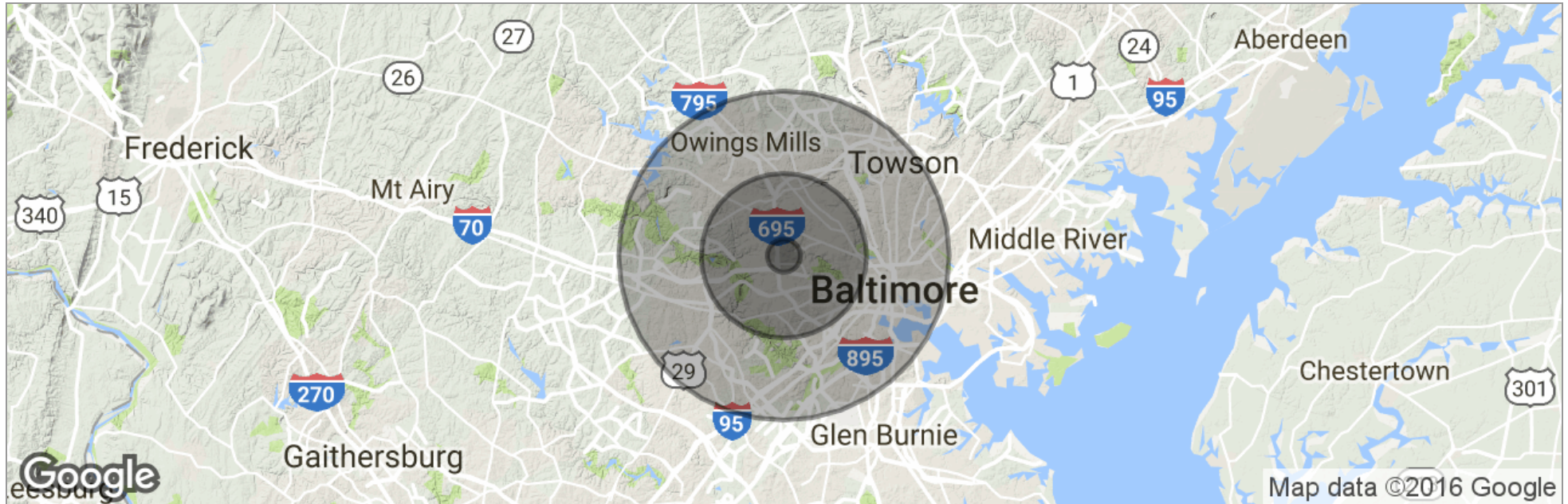
rdaniel@troutdaniel.com

# 1826 WOODLAWN DR, WOODLAWN, MD 21207

WOODLAWN CENTER



Demographics Map



	1 Mile	5 Miles	10 Miles
Total Population	12,199	359,504	1,096,085
Population Density	3,883	4,577	3,489
Median Age	35.7	38.9	37.1
Median Age (Male)	35.7	37.1	35.4
Median Age (Female)	36.2	40.6	38.4
Total Households	4,984	138,926	421,218
# of Persons Per HH	2.4	2.6	2.6
Average HH Income	\$61,373	\$63,118	\$75,729
Average House Value		\$259,517	\$331,093

\* Demographic data derived from 2010 US Census

**Rene F. Daniel**

410.435.4004 x224

rdaniel@troutdaniel.com