

Seattle Distribution Center

6783 E Marginal Way S
Seattle, WA

5,644 SF Total; 645 SF Office

Ceilings: 26'

2 dock high loading positions

Column spacing: 24' x 48'

Construction type: concrete tilt-up (1967)


Zoning: IG1/U-85

Seismic: building upgraded to current code in 2005

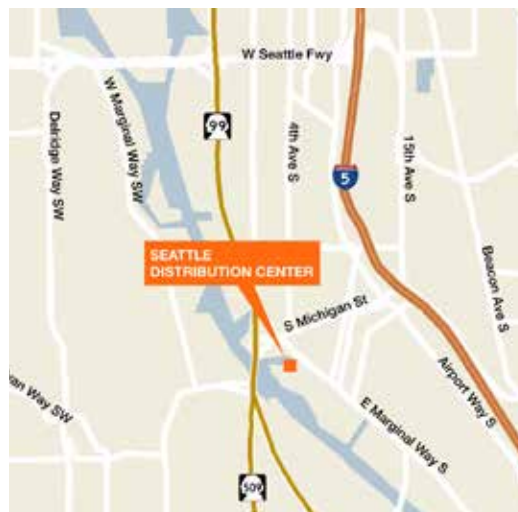
Rental rate: \$1.05/SF/MO (shell) + \$0.90/SF/MO (office), net of operating expenses

See attached plan for office/warehouse configuration

SeattleDistributionCenter.com



Location



Contact

Leasing agent:

Evan Lugar
206.248.6505
elugar@kiddermathews.com

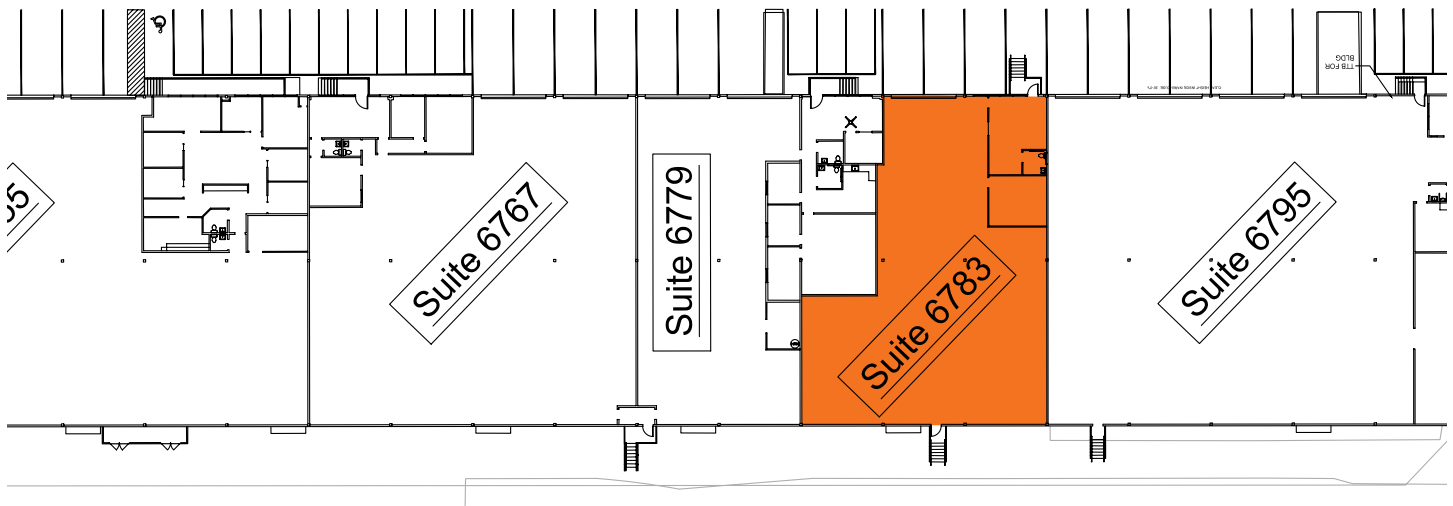
km Kidder Mathews

This property is owned by:

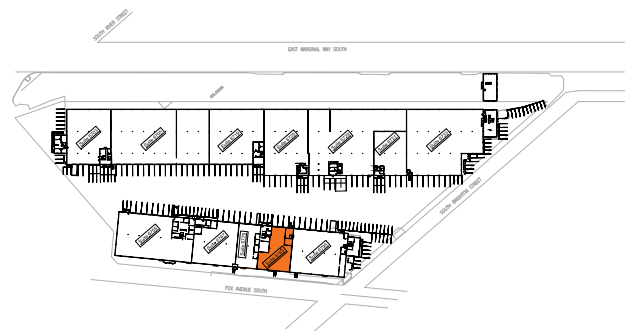
CP CLARION PARTNERS

Seattle Distribution Center

Suite 6783
5,644 SF



FOX AVENUE SOUTH



Contact

Evan Lugar
206.248.6505
elugar@kiddermathews.com

SeattleDistributionCenter.com

This property is owned by:

CP CLARION PARTNERS