

GLA: 141,275 SF







ACRES: 14

PARKING SPACES: 665

PARKING RATIO: 4.7 per 1,000 SF

MSA: Denver-Aurora-Lakewood (CO)

WEB LINK: [kimcorealty.com/0689](http://kimcorealty.com/0689)**DEMOGRAPHICS**

2018 ESTIMATES	 POPULATION	 DAYTIME POPULATION	 HOUSEHOLDS	 AVG. HH INCOME	 MED. HH INCOME	 PER CAPITA INCOME
1 MILE	11,522	6,627	5,158	\$75,090	\$59,926	\$34,688
3 MILE	119,123	109,316	48,858	\$83,735	\$64,730	\$34,549
5 MILE	386,071	414,949	158,708	\$87,845	\$67,568	\$36,292
10 MILE	1,113,890	1,220,350	458,924	\$100,844	\$72,604	\$41,913

**LEASING REPRESENTATIVE****BRITTANY GARNICK**(720) 870-1210 | [bgarnick@kimcorealty.com](mailto:bgarnick@kimcorealty.com)



Parker Road ADT '17 72,100

Quincy Road ADT '17 34,857

#### TENANT

TENANT	SQFT
1 Colorado Fabrics	40,421
5 EmNet Organics	2,200
6 Fit Republic	2,200
7 Pet Palace	5,600
8 24 Hour Fitness	41,896
9 Available	1,600
10 Zap Laser Center	1,600
11 Mark Anthony Flowers	1,600
12 Bethlehem Handicrafts	1,000
13 Charlie Hair Salon	658
14 Available	1,120
15 Available	2,250
16 Affordable Flooring & Remodel	3,030
17 Available	3,600
18 Mike's Stadium Sportcards	2,400
19 Pudge Brothers Pizza	1,600
20 La Vie Nails & Spa	1,600
21 S&S Beauty Care	1,200
22 Total Wellness Center	1,200
23 The Cleaning Authority	1,600
24 Any Garment Cleaners	4,000
25 Casa Vallarta	8,000
26 McDonald's	4,365
28 Available	3,985
36 Available	2,000
37 Available	2,468
38 Caribou Coffee & Einstein Bros	2,550

■ Non-Controlled ■ Availability

#### LEASING REPRESENTATIVE

**BRITTANY GARNICK**

(720) 870-1210 | bgarnick@kimcorealty.com

Disclaimer: This site plan shows the approximate location, square footage, and configuration of the shopping center and adjacent areas, and is only illustrative of the size and relationship of the stores and common areas generally, all of which are subject to change. The showing of any names of tenants, parking spaces, square footage, curbs-cuts or traffic controls shall not be deemed to be a representation or warranty that any tenants will be at the shopping center, the square footage is accurate, or that any parking spaces, curbs-cuts or traffic controls do or will continue to exist. Moreover, any demographics set forth in this flyer are for illustrative purposes only and shall not be deemed a representation by Landlord or their accuracy. Availability of this property for rent is subject to prior rental or withdrawal of the property from the market at any time without notice.

# EAST BANK S.C.

PARKER RD. & QUINCY RD., AURORA, CO



Revision Date: 03/25/19  
 Original Date:

## LEASING REPRESENTATIVE

### BRITTANY GARNICK

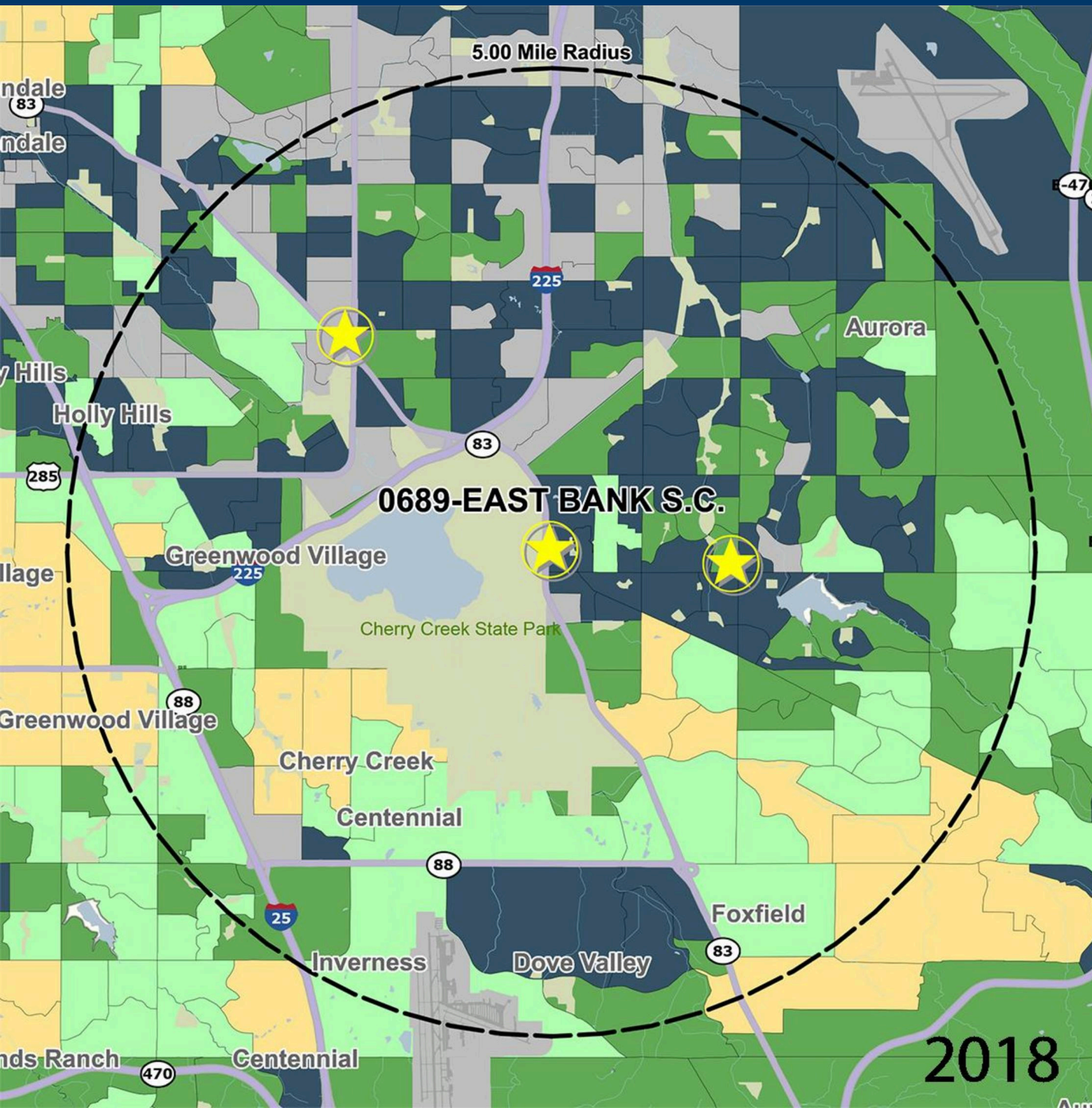
(720) 870-1210 | bgarnick@kimcorealty.com

0689

**EAST BANK S.C.**

PARKER RD. &amp; QUINCY RD., AURORA, CO

MANAGED BY AN AFFILIATE OF

**DEMOGRAPHICS**

2018 ESTIMATES	1-MILE	3-MILE	5-MILE
POPULATION	11,522	119,123	386,071
DAYTIME POP	6,627	109,316	414,949
HOUSEHOLDS	5,158	48,858	158,708
AVERAGE HH INCOME	\$75,090	\$83,735	\$87,845
MEDIAN HH INCOME	\$59,926	\$64,730	\$67,568
PER CAPITA INCOME	\$34,688	\$34,549	\$36,292

Trade Area Systems, Updates of 2010 Census Data by Synergis

Average Household Income  
by Block Group

Popstats, 4Q 2016 rev., Trade Area Systems

2018