

EISENHOWER INDUSTRIAL CENTER

WAREHOUSE SPACE
FOR LEASE
ALEXANDRIA, VA 22304



PARK OVERVIEW

Built to accommodate a broad range of requirements, including but not limited to warehousing, distribution, and light manufacturing

- Allows for flexible tenant uses with 19' to 22' clear heights
- Average of 90' truck court radius
- Excellent access to I-495 and I-95 with easy access to Arlington and Washington, D.C. via I-395
- Walking distance to METRO Blue Line Station (Van Dorn St)
- Built in 1974



VELSOR PROPERTIES, LLC

PROPERTY HIGHLIGHTS

- **Rental Rate:** \$9.00 - \$9.75 NNN
- **Availability:**
 - Suite 5210:** 2,994 SF - 6,438 SF
 - Suite 5200:** 3,444 SF - 6,438 SF
 - Suite 5230:** 20,183 SF - 34,035 SF
- **Parking:** 1 per 1,000 SF
- **Column Spacing:** 30' x 30'
- **Zoning:** OCM 100
- **Clear Height:** 19' - 22' Clear
- **Operating Expenses:** \$2.77 PSF

Bob Gibbs

Executive Vice President
+1 703 905 0301
bob.gibbs@cbre.com

Tony Russo

Senior Vice President
+1 703 905 0210
tony.russo@cbre.com

Daniela Patino

Transaction Manager
+1 703 905 0303
daniela.patino@cbre.com

CBRE

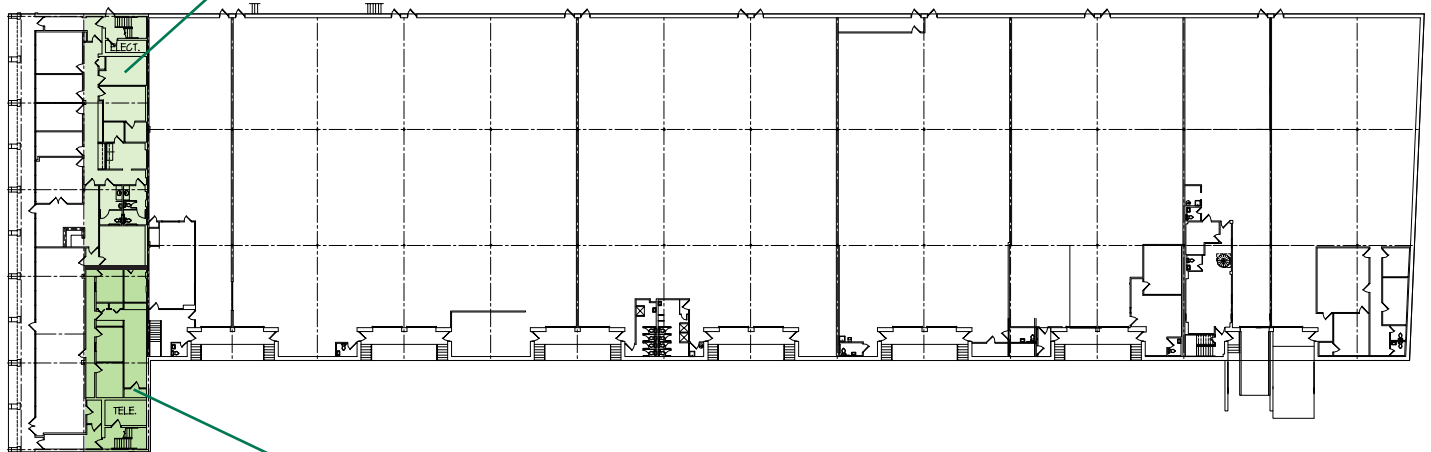
EISENHOWER

INDUSTRIAL CENTER

BUILDING 2

5200-5228 EISENHOWER AVE
ALEXANDRIA, VA 22304

Suite 5200
3,444 SF Office



Suite 5210
2,994 SF Office

PROPERTY HIGHLIGHTS



Rental Rate:	\$9.00 NNN
Space:	Suite 5200: 3,444 SF └ Office: 6,438 SF
	Suite 5210: 2,994 SF └ Office: 6,438 SF
Parking:	1 per 1,000 SF
Zoning:	OCM 100
Operating Expenses:	\$2.77 PSF
Loading:	N/A

Bob Gibbs
Executive Vice President
+1 703 905 0301
bob.gibbs@cbre.com

Tony Russo
Senior Vice President
+1 703 905 0210
tony.russo@cbre.com

Daniela Patino
Transaction Manager
+1 703 905 0303
daniela.patino@cbre.com

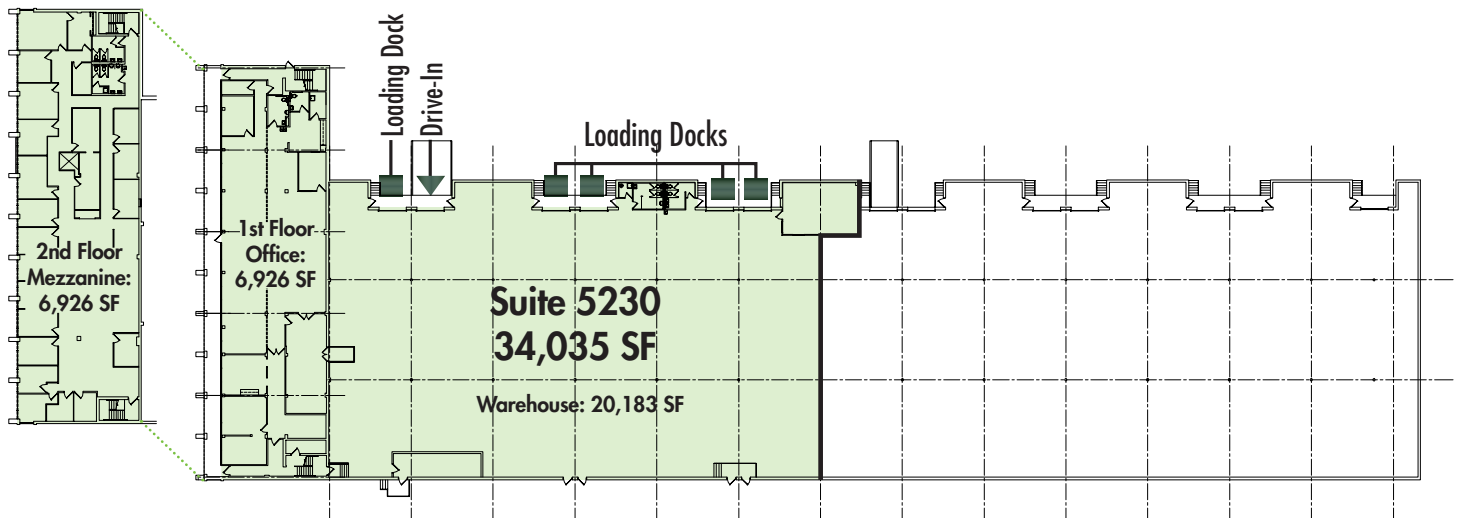
CBRE

EISENHOWER

INDUSTRIAL CENTER

BUILDING 3

5230-5256 EISENHOWER AVE
ALEXANDRIA, VA 22304



PROPERTY HIGHLIGHTS



Rental Rate:	\$9.75 NNN
Space:	Suite 5230: 34,035 SF └ Office: 13,852 SF
Parking:	1 per 1,000 SF
Column Spacing:	30' x 30'
Zoning:	OCM 100
Ceiling Height:	19' - 22'
Operating Expenses:	\$2.77 PSF
Loading:	Five (5) Loading Docks One (1) Drive-In

Bob Gibbs

Executive Vice President
+1 703 905 0301
bob.gibbs@cbre.com

Tony Russo

Senior Vice President
+1 703 905 0210
tony.russo@cbre.com

Daniela Patino

Transaction Manager
+1 703 905 0303
daniela.patino@cbre.com

CBRE

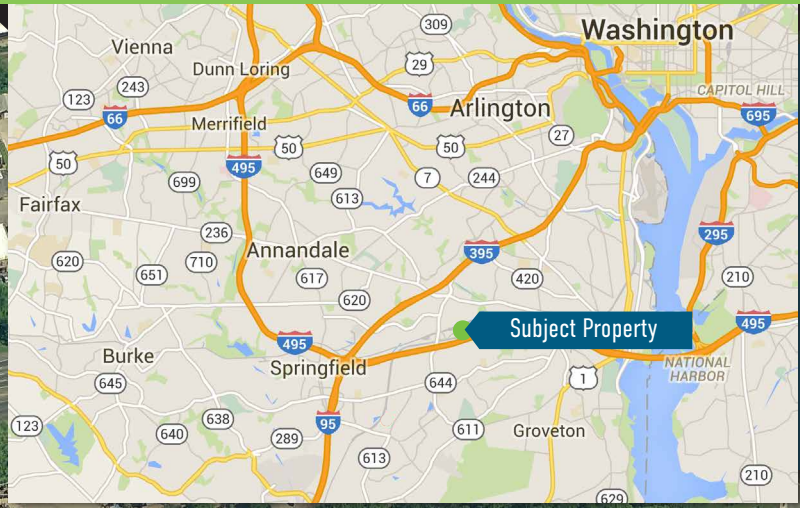
EISENHOWER INDUSTRIAL CENTER

WAREHOUSE SPACE
FOR LEASE
ALEXANDRIA, VA 22304

Building Vacancies



LOCATION OVERVIEW



DISTANCE TO:

Interstate 495	1 Mile
Interstate 95	3 Miles
Reagan National Airport	8 Miles
Washington DC	12 Miles
Interstate 66	13 Miles
Dulles Toll Rd	14 Miles
Dulles International Airport	28 Miles

Bob Gibbs
Executive Vice President
+1 703 905 0301
bob.gibbs@cbre.com

Tony Russo
Senior Vice President
+1 703 905 0210
tony.russo@cbre.com

Daniela Patino
Transaction Manager
+1 703 905 0303
daniela.patino@cbre.com



© 2020 CBRE, Inc. All rights reserved. This information has been obtained from sources believed reliable, but has not been verified for accuracy or completeness. You should conduct a careful, independent investigation of the property and verify all information. Any reliance on this information is solely at your own risk. CBRE and the CBRE logo are service marks of CBRE, Inc. All other marks displayed on this document are the property of their respective owners, and the use of such logos does not imply any affiliation with or endorsement of CBRE. Photos herein are the property of their respective owners. Use of these images without the express written consent of the owner is prohibited.