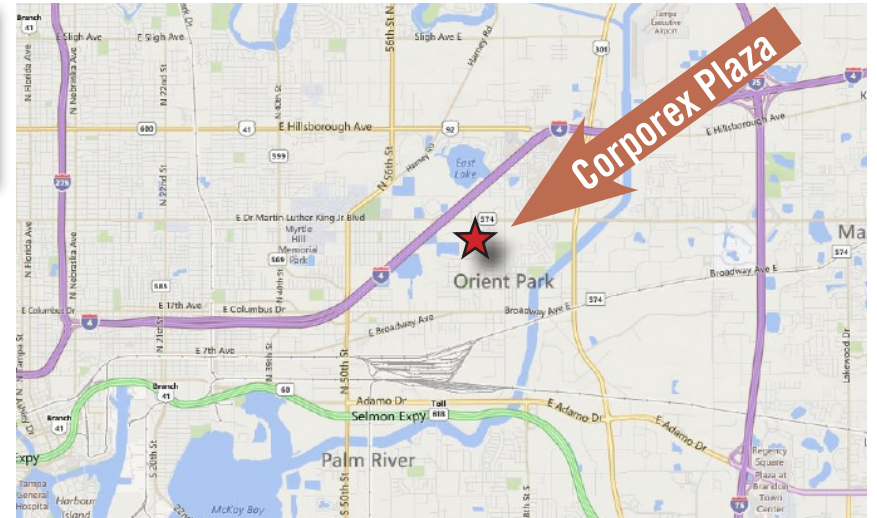


# OFFICE / FLEX SPACE FOR LEASE

## CORPOREX PLAZA



**Corporex Plaza, Tampa, FL 33619**  
3902 & 3904 Corporex Park Drive  
6802 Lakeview Center Drive



### PROPERTY HIGHLIGHTS

- **Suites sizes from 3,456 to 6,912 SF available**
- Up to 11,565 total SF available on campus
- Garden style suites with private entry and large glass paned windows
- Dock-high loading doors, ramps, & grade level service doors
- Building signage available
- Prime location: within 8 minutes of major thoroughfares, including Dr. MLK Jr. Blvd, US Hwy 301, US Hwy 41, SR 60, I-4, I-75, and Selmon Crosstown Expressway. Just 15 minutes from Tampa International Airport
- Competitive rates and terms



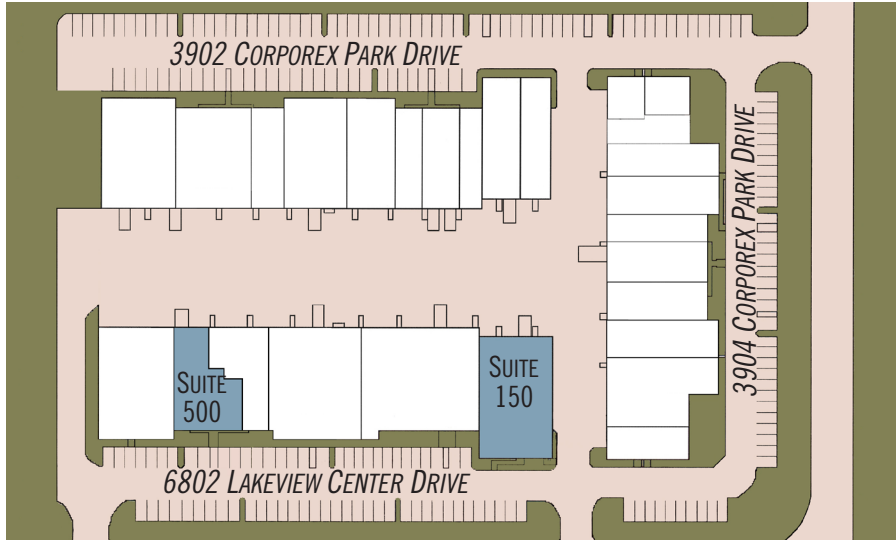
**Exclusively Leased By**

<b>Ryan McCurdy</b> 813.559.2011 Ryan.McCurdy@FranklinSt.Com	<b>Clay Wommack</b> 813.345.5886 Clay.Wommack@FranklinSt.Com
--	--

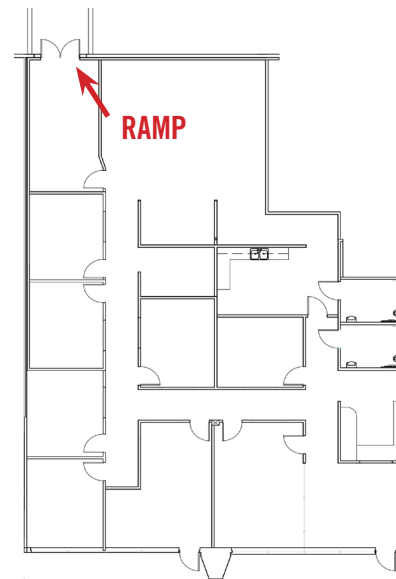
*Licensed Real Estate Broker*

# OFFICE / FLEX SPACE FOR LEASE

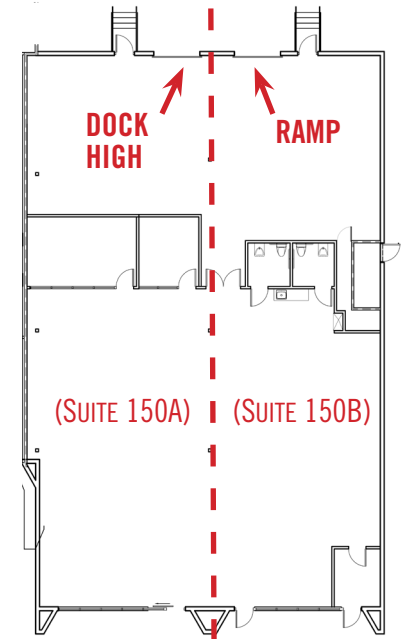
## CORPOREX PLAZA



Bldg.	Suite	SF	Type	Features
6802	150A	3,456	Office/Flex	Dock High
6802	150B	3,456	Office/Flex	Ramp
6802	500	4,653	Office/Flex	Ramp



SUITE 500: 4,653 SF



SUITE 150: 6,912 SF

(can be divided into 2 suites)

### Exclusively Leased By

**Ryan McCurdy**

813.559.2011

Ryan.McCurdy@FranklinSt.Com

**Clay Wommack**

813.345.5886

Clay.Wommack@FranklinSt.Com

*Licensed Real Estate Broker*

No warranty of representation, expressed or implied, is made to the accuracy of information contained herein, and same is submitted subject to errors, change of price, rental or other conditions, withdrawal without notice, and to any special listing conditions imposed by our principals. **PLANS NOT TO SCALE**