



# NORTH TOWER

±375,000 Square Feet

GENESIS, ONE & TWO TOWER PLACE  
SOUTH SAN FRANCISCO, CA 94080

PHASE3  
— REAL ESTATE PARTNERS —



Newmark  
Knight Frank

# First High-Rise Laboratory in the Bay Area

## 21-Story Class A R&D/Office Building

### BUILDING SPECIFICATIONS

#### North Tower

- Mechanical, Electrical, and Plumbing Infrastructure Systems to Meet Laboratory Standards
- Enclosed Rated Hazmat Storage Rooms for Additional Chemical Storage
- Additional Storage Rooms for Multi-Use
- On-Site Retail
- 6 Passenger Elevators and 1 Freight Elevator
- Zoning: Research and Development/Office - Terrabay Commercial District

### PROJECT AMENITIES

#### Rich Amenities Base Including

- Fitness/Wellness Center
- Focaccia Bakery
- 230 Person Capacity Performing Arts Center
- On-Site Gourmet Brewery Restaurant
- On-Site Meeting/Event Space
- Patio/Outdoor Lounge
- 7-Story Parking Structure - 3.0/1,000 Parking Ratio
- Property Management On-Site
- 24/7 On-Guard Security
- Shuttle Services to BART, Caltrain and Ferry

±375,000  
RSF Building

±20,000  
RSF Floor Plates

3.0/1,000  
Parking

Fall 2018



GENESIS, ONE & TWO TOWER PLACE  
SOUTH SAN FRANCISCO, CA 94080


PHASE3  
— REAL ESTATE PARTNERS —

 Newmark  
Knight Frank



**Restaurant**  
Gourmet Brewery

**Performing Arts Center**  
with seating for 230 guests



**Parking**  
7-story parking structure



**Lounge**  
Contemporary meeting space



**Shuttle Services**  
to BART, Caltrain and Ferry



**Market & Bakery**  
with fresh baked bread available daily  
and catering services for tenants



## GENESISfit

12,000 SF state-of-the-art gym overlooking the San Francisco Bay. **Fitness Redefined.** Exclusive to Genesis tenants and the Bay Area, this motivating space features premium fitness solutions and unmatched amenities to inspire a healthy mind, body and spirit.

- Strength & cardio training equipment
- Indoor cycling studio
- Pilates Reformer studio
- Corporate wellness programs
- Group fitness classes
- Personal training
- Massage treatment services
- Exceptional locker rooms & luxury toiletries
- Complimentary day use lockers & unlimited towels
- FREE WIFI
- FREE Parking
- [www.fit-genesis.com](http://www.fit-genesis.com)

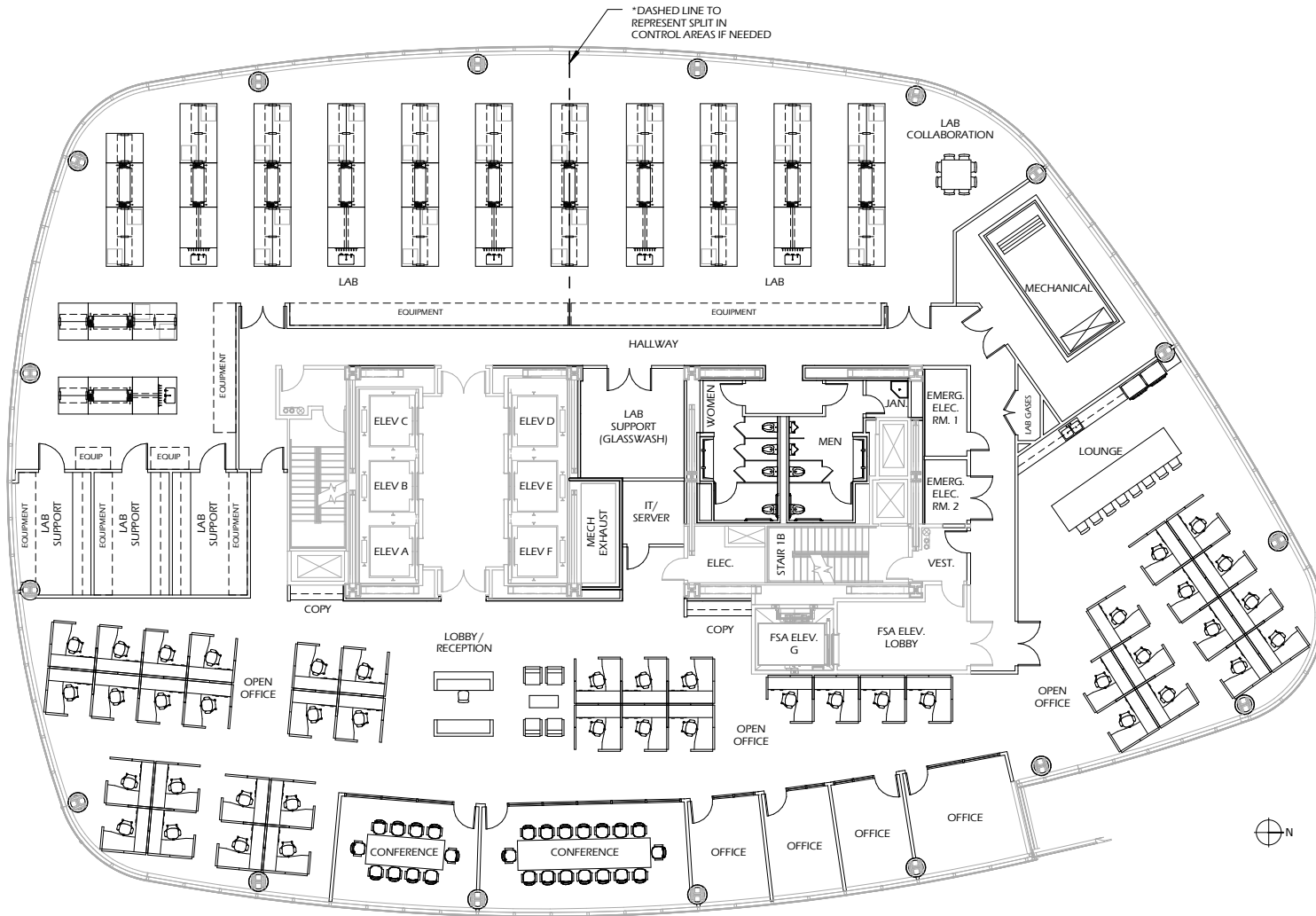
GENESIS, ONE & TWO TOWER PLACE  
SOUTH SAN FRANCISCO, CA 94080

PHASE3  
— REAL ESTATE PARTNERS —

 Newmark  
Knight Frank

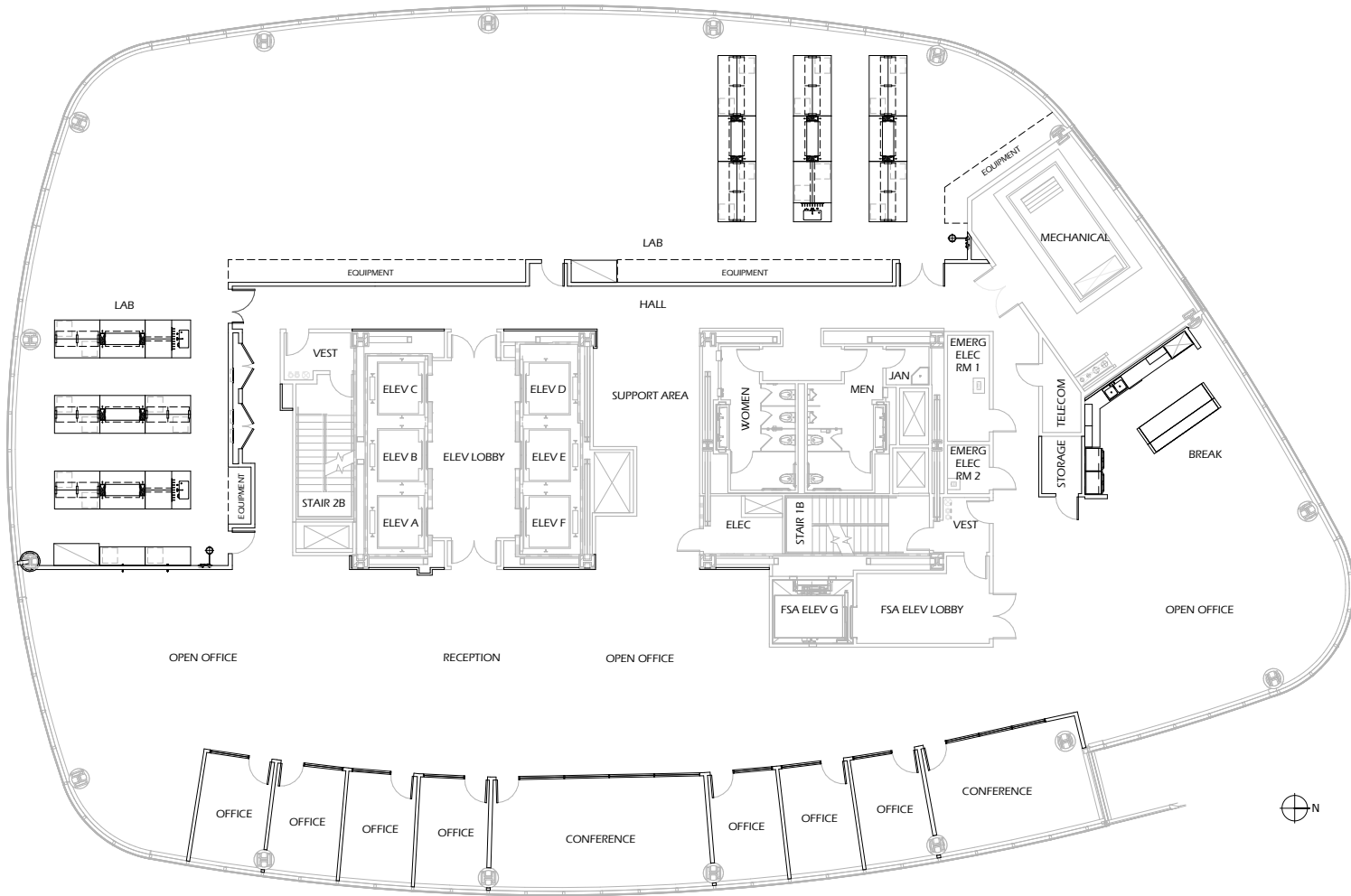
# CONCEPTUAL FLOOR PLAN

Single Tenant Floor: ±20,000 RSF  
50/50 Lab Office Ratio



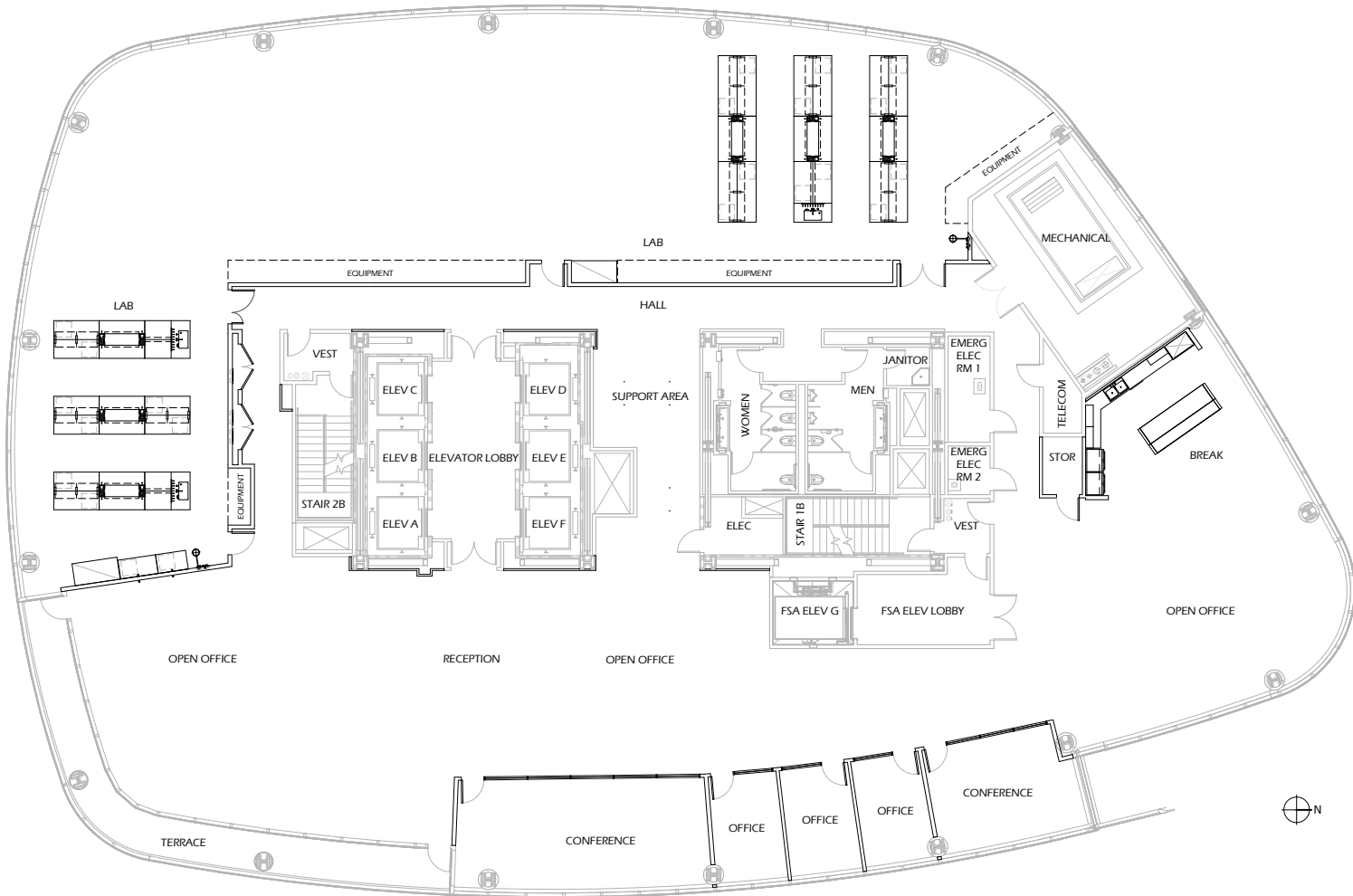
# SPECULATIVE FLOOR PLAN

3rd Floor: 19,872 RSF  
50/50 Lab Office Ratio



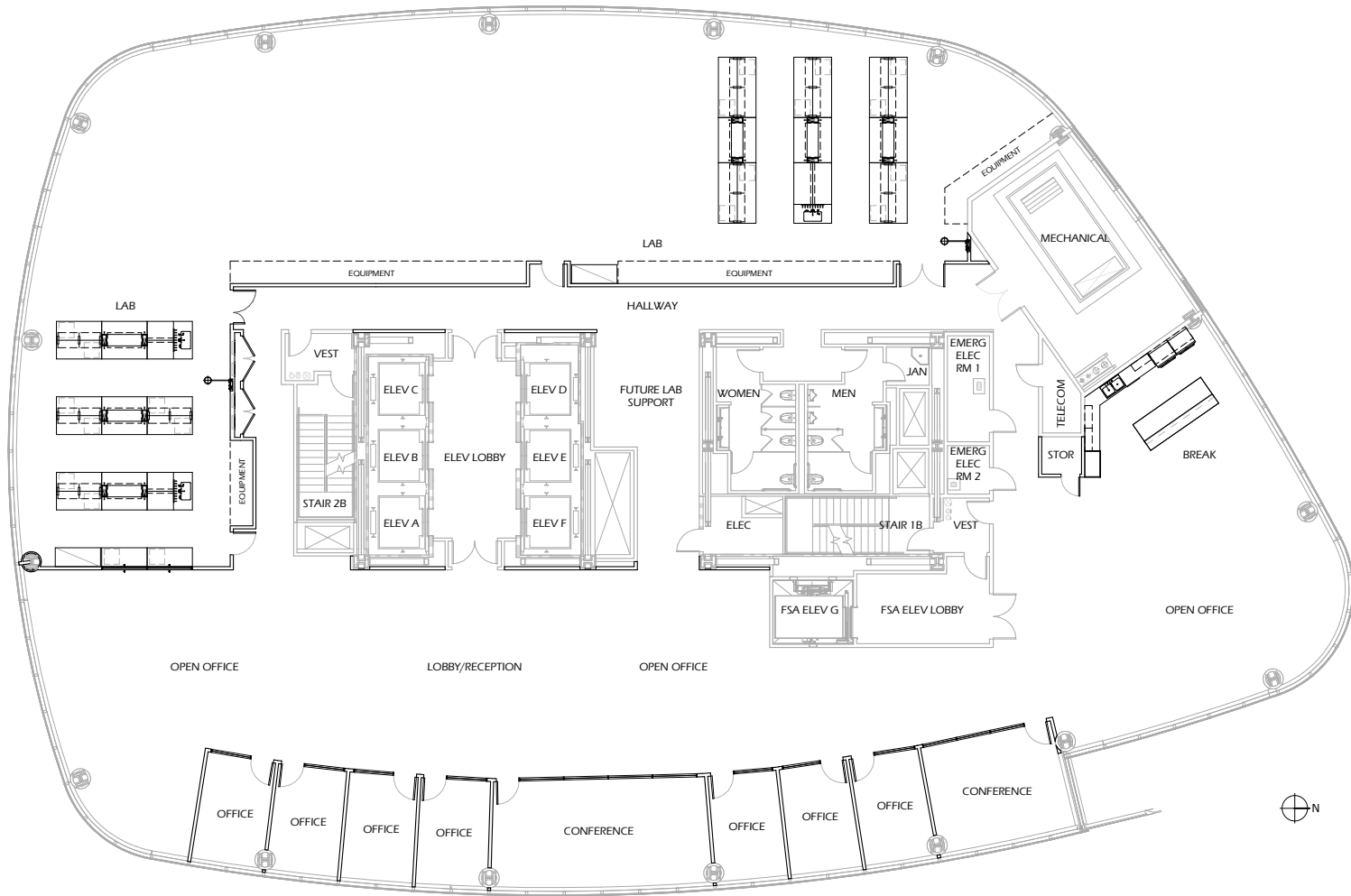
# SPECULATIVE FLOOR PLAN

4th Floor: 19,867 RSF  
50/50 Lab Office Ratio



# SPECULATIVE FLOOR PLAN

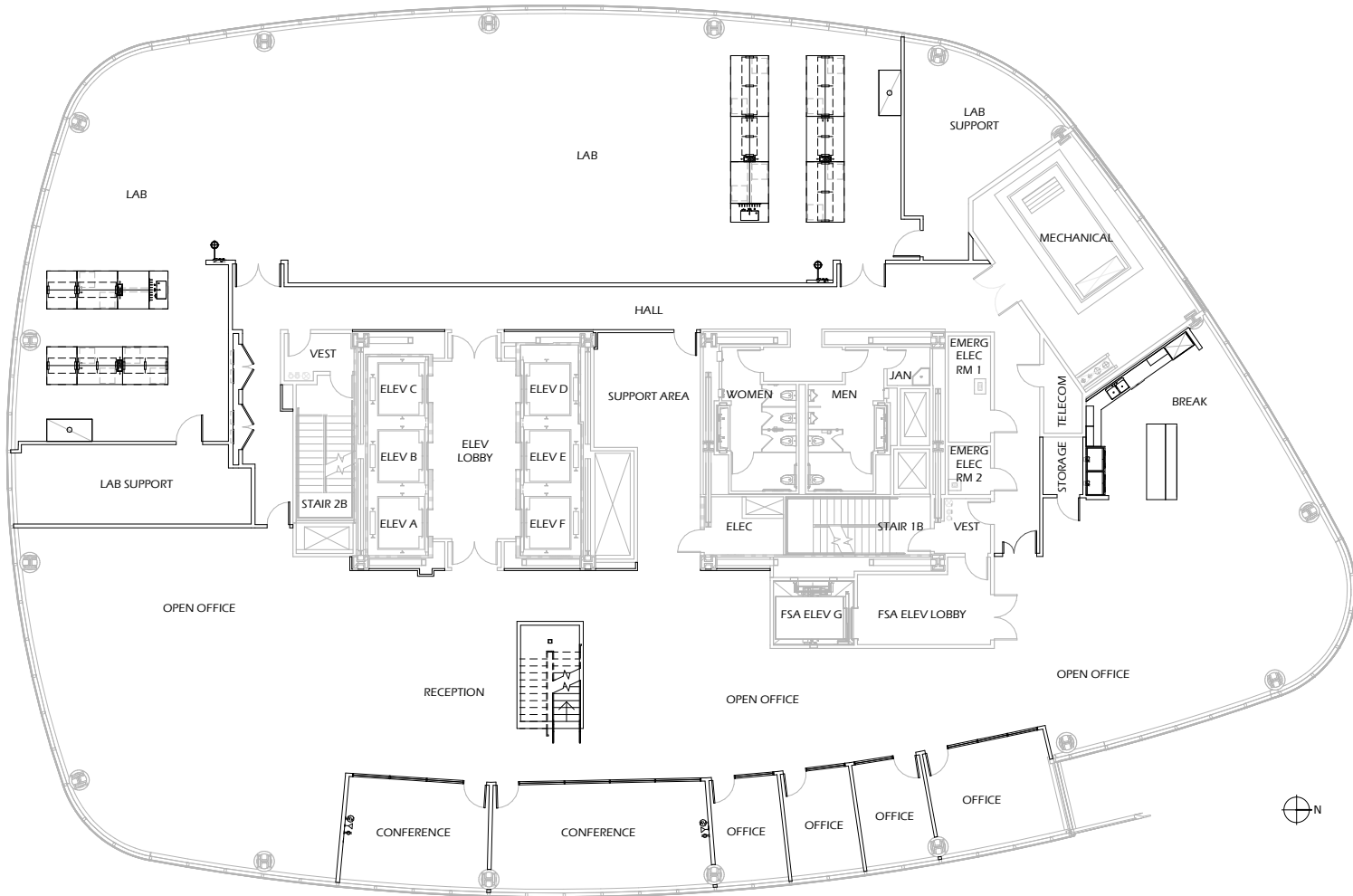
5th Floor: 19,817 RSF  
50/50 Lab Office Ratio





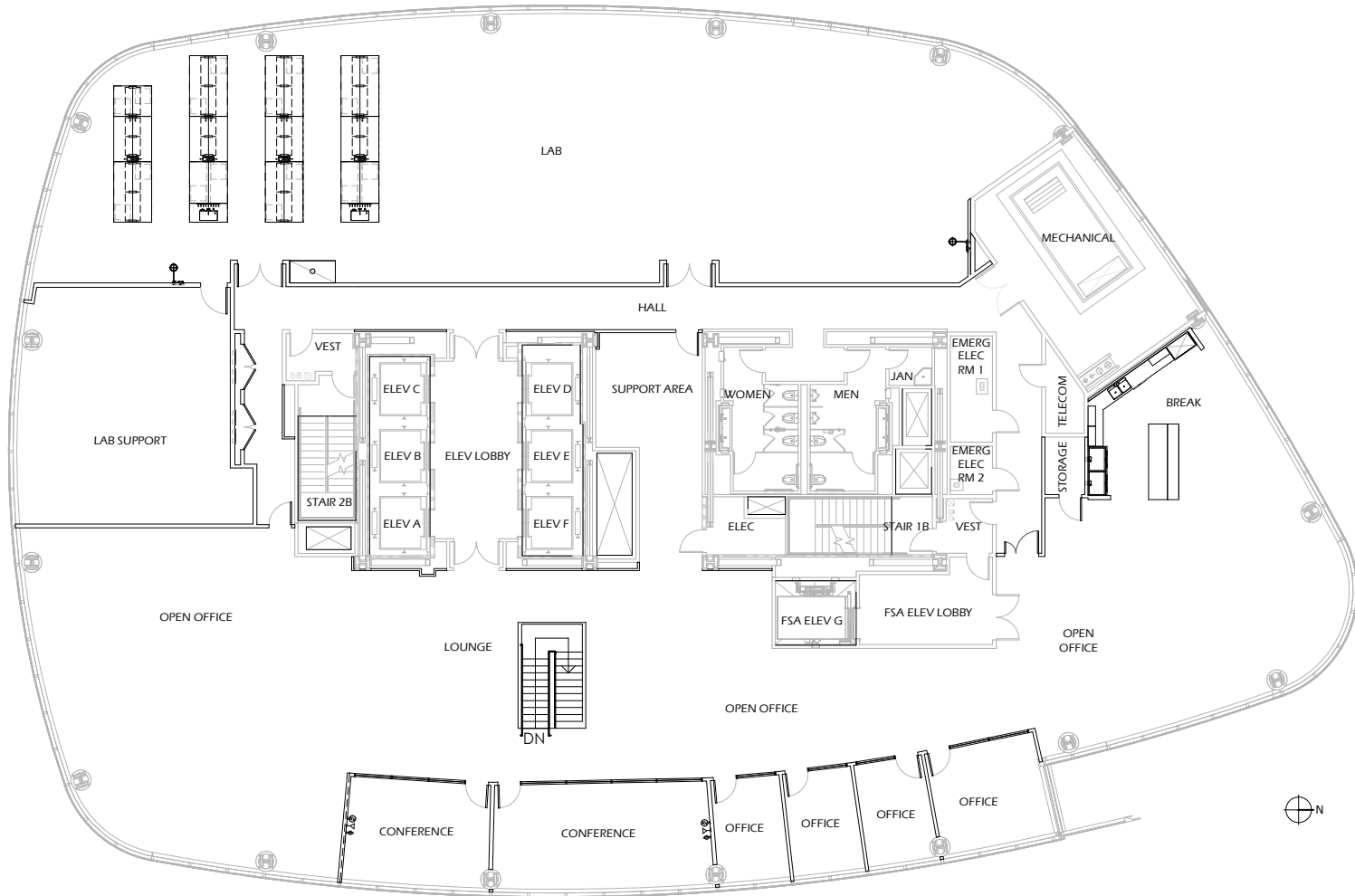
# SPECULATIVE FLOOR PLAN

6th Floor: 19,990 RSF  
50/50 Lab Office Ratio



# SPECULATIVE FLOOR PLAN

7th Floor: 19,983 RSF  
50/50 Lab Office Ratio





GENESIS, ONE & TWO TOWER PLACE  
SOUTH SAN FRANCISCO, CA 94080

PHASE3  
— REAL ESTATE PARTNERS —

 Newmark  
Knight Frank



GENESIS, ONE & TWO TOWER PLACE  
SOUTH SAN FRANCISCO, CA 94080

PHASE3  
— REAL ESTATE PARTNERS —



Newmark  
Knight Frank

GENESIS  
KITCHEN + DRINKS

Shuttles run approximately every 40 minutes during peak comuting hours

am

AM SHUTTLE

Departs SSF BART Station	6:50	7:32	8:10	9:00	9:55
One Tower Place	7:01	7:43	8:21	9:11	10:06
Departs SSF Caltrain Station	7:13	7:51	8:31	9:21	9:36
One Tower Place	7:21	7:59	8:47	9:29	9:44

Train Arrives at SSF Caltrain Station

Northbound Caltrain	7:09	7:34	8:37	9:14	9:32
Southbound Caltrain	6:31	7:31	8:31	9:17	

Train Arrives at SSF BART Station

Pittsburg/Bay Point Train	6:34	7:19	8:04	8:49	9:49
Richmond Train	6:42	7:27	7:57	8:42	9:42

pm

PM SHUTTLE

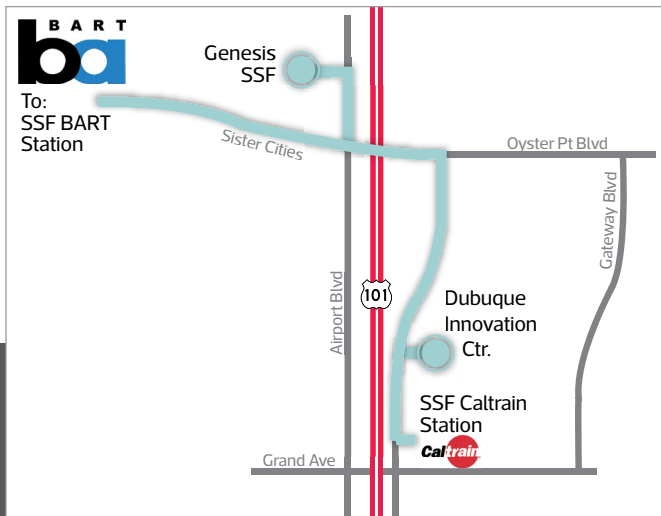
One Tower Place	4:06	4:40	5:18	5:52	6:26	7:00
Arrives SSF Caltrain Station	4:14	4:48	5:26	6:00	6:34	7:04
One Tower Place	4:19	4:53	5:31	6:05	6:39	7:09
Arrives SSF BART Station	4:30	5:04	5:42	6:16	6:50	7:20

Train Departs SSF Caltrain Station

Northbound Caltrain	4:32	5:14	5:31	6:05	6:39	7:09
Southbound Caltrain		4:52	5:51	6:09	6:52	7:09

Train Departs SSF BART Station

Pittsburg/Bay Point Train	4:47	5:17	5:47	6:32	7:02	7:36
Richmond Train	4:39	5:09	5:54	6:24	7:09	7:29



BART Shuttle:  
11 minutes to/from Genesis

Caltrain Shuttle:  
8 minutes to/from Genesis

Shuttles run approximately once every hour during peak comuting hours

am

AM SHUTTLE

Departs SSF Ferry Terminal	7:25	8:20	8:55
One Tower Place	7:40	8:35	9:10

Ferry Arrives at SSF Ferry Terminal

Oakland/Alameda Ferry	7:15	8:15	8:45
-----------------------	------	------	------

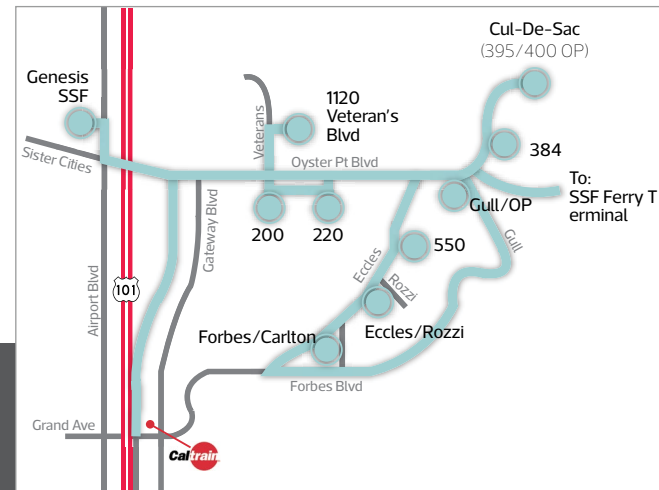
pm

PM SHUTTLE

One Tower Place	3:50	4:50	6:30
Arrives SSF Ferry Terminal	4:10	5:10	6:50

Ferry Departs SSF Ferry Terminal

Oakland/Alameda Ferry	4:20	5:20	7:00
-----------------------	------	------	------



Ferry Shuttle:  
18 minutes to/from Genesis



# GENESIS

[ The root of innovation ]

## CONTACT LEASING AGENTS

Jay Leslie	650 358 5273	JLeslie@ngkf.com	CA RE License #01244555
Randy Scott	650 688 8510	RandyScott@ngkf.com	CA RE License #00852506
Mary Hines	650 358 5271	Mary.Hines@ngkf.com	CA RE License #01281208
Jennifer Vergara	650 358 5265	Jennifer.Vergara@ngkf.com	CA RE License #01355979
Becka Studer	650 600 3783	studer@p3re.com	CA RE License #02004534

[www.genesis-ssf.com](http://www.genesis-ssf.com)

The distributor of this communication is performing acts for which a real estate license is required. The information contained herein has been obtained from sources deemed reliable but has not been verified and no guarantee, warranty or representation, either express or implied, is made with respect to such information. Terms of sale or lease and availability are subject to change or withdrawal without notice.

Phase 3 Real Estate Partners makes no representations or warranties in relation to the information contained herein.

GENESIS, ONE & TWO TOWER PLACE  
SOUTH SAN FRANCISCO, CA 94080

**PHASE3**  
— REAL ESTATE PARTNERS —

 **Newmark  
Knight Frank**