

Publix #0611 - Dale Mabry

1313 S Dale Mabry Highway
Tampa, FL 33629
Lat 27.930, Long -82.505

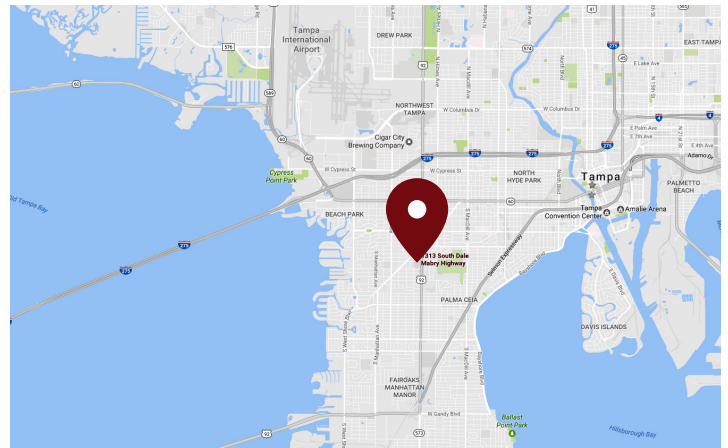
FOR LEASE



1,200 SF AVAILABLE

PROPERTY HIGHLIGHTS

- Tampa MSA
- Publix-Anchored
- Approximately Three Miles Southeast of the International Plaza Mall and Two Miles Southwest of the University of Tampa
- Direct Entry from Dale Mabry Highway, a Major Artery in Tampa
- Multiple Dedicated Entries
- Combined Traffic Count: 63,400 VPD



DEMOGRAPHICS	1 Mile	3 Miles	5 Miles
Total Population	14,815	104,216	206,950
Daytime Population	17,524	145,783	293,539
Total Households	6,313	46,833	92,569
Avg. HH Income	\$158,576	\$114,541	\$99,915

Data provided by Placer Labs Inc. (www.placer.ai) & Esri

Sandra Woodworth

813.210.7509 | swoodworth@crossmanco.com
9950 Princess Palm Avenue, Suite 340, Tampa, FL

Licensed Real Estate Broker. No warranty expressed or implied has been made to the accuracy of the information provided herein, no liability assumed for error or omission.



www.crossmanco.com

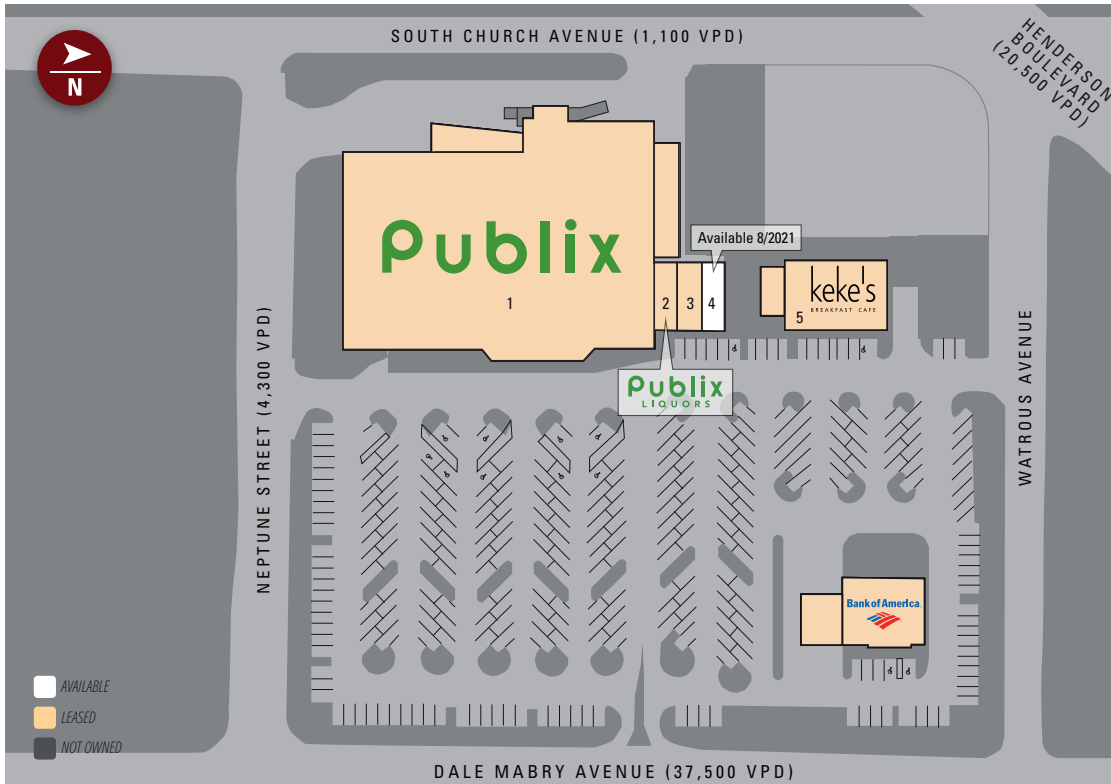
Publix #0611 - Dale Mabry

1313 S Dale Mabry Highway

Tampa, FL 33629

Lat 27.930, Long -82.505

SITE PLAN



Suite	Tenant	Size
1	Publix	50,931
2	Publix Liquors	1,200
3	Edible Arrangements	1,200
4	AVAILABLE 8/2021	1,200
5	Keke's	5,400
OP	Bank of America	4,515

TOTAL 59,931



Sandra Woodworth

813.210.7509 | swoodworth@crossmanco.com

9950 Princess Palm Avenue, Suite 340, Tampa, FL

Licensed Real Estate Broker. No warranty expressed or implied has been made to the accuracy of the information provided herein, no liability assumed for error or omission.



www.crossmanco.com

Publix #0611 - Dale Mabry

1313 S Dale Mabry Highway
Tampa, FL 33629
Lat 27.930, Long -82.505

FOOT TRAFFIC OVERVIEW

EST. # OF CUSTOMERS ANNUALLY



EST. # OF VISITS ANNUALLY



AVG. VISITS / CUSTOMER



AVG. LENGTH-OF-STAY / VISIT



TOP 3 DAYS



Sunday	224,950
Monday	189,957
Saturday	185,073

OF VISITS

TOP 3 HOURS

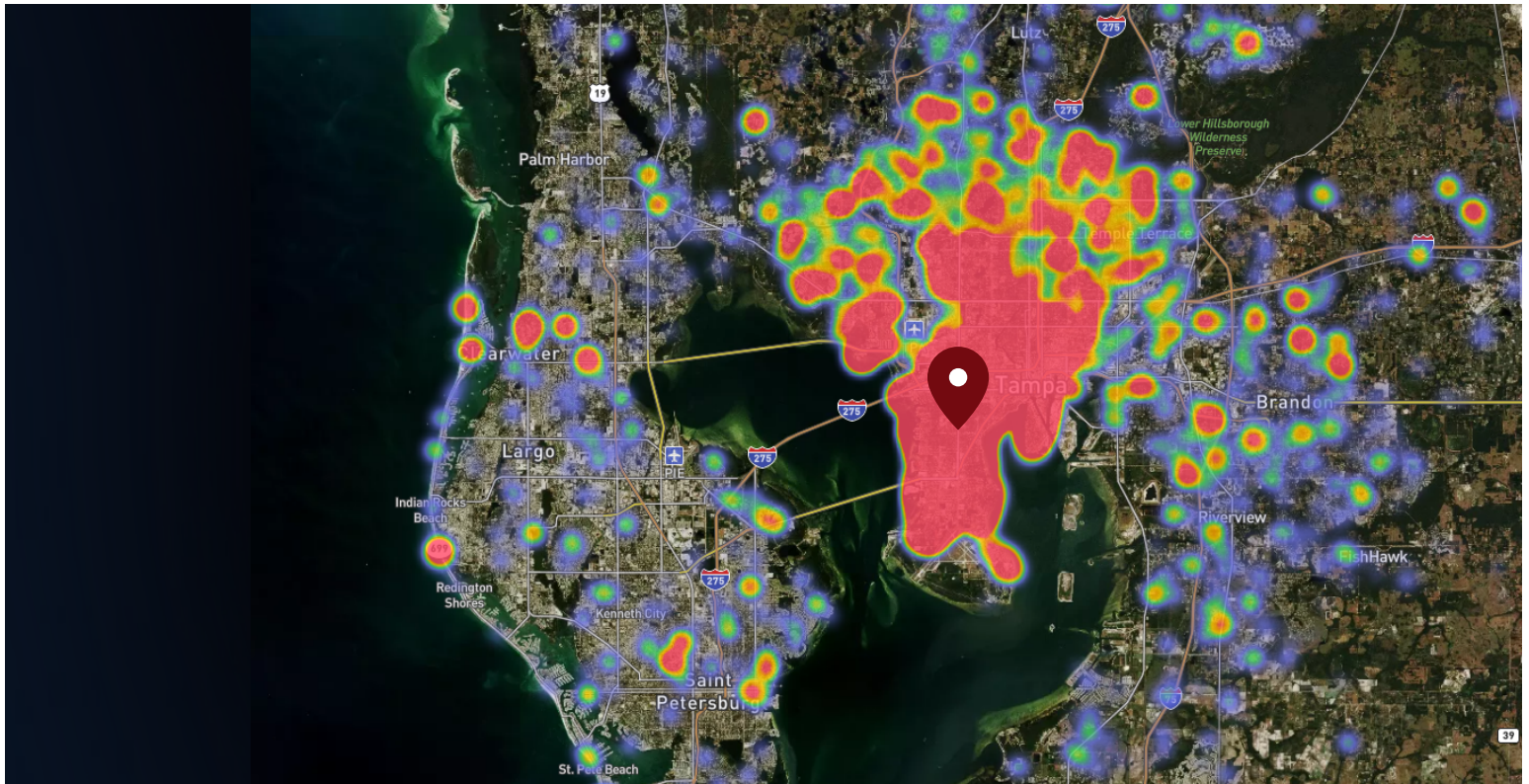


12-1 PM	222,177
11-12 PM	218,490
1-2 PM	202,782

OF VISITS

Data provided by Placer Labs Inc. (www.placer.ai) Dec 1, 2019 - Nov 30, 2020

SITE VISIT DENSITY



Red, orange, and yellow colors represent the location of 60% of site visitors

Data provided by Placer Labs Inc. (www.placer.ai)

Sandra Woodworth

813.210.7509 | swoodworth@crossmanco.com
9950 Princess Palm Avenue, Suite 340, Tampa, FL

Licensed Real Estate Broker. No warranty expressed or implied has been made to the accuracy of the information provided herein, no liability assumed for error or omission.



www.crossmanco.com