


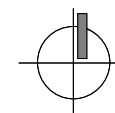


LEGEND

-  AREA OF NO WORK - NOT IN CONTRACT
-  EXISTING PARTITION TO REMAIN
-  NEW PARTITION

CAFE LOWER LEVEL PLAN





KEYNOTES

- 1 FOOD CASE
- 2 POINT OF SALE
- 3 42" TALL PARTITION
- 4 2' - 10" TALL COUNTER W/ BASE CABINETS BELOW
- 5 SINK - PROVIDE NECESSARY PLUMBING
- 6 12" D SHELVING
- 7 DISH WASHING AREA W/ TRIPLE BOWL SINK - PROVIDE NECESSARY PLUMBING
- 8 STORAGE SHELVING
- 9 ADA COMPLIANT WASHROOM - PROVIDE NECESSARY PLUMBING
- 10 12" X 24" LARGE FORMAT CERAMIC TILE
- 11 NEW STOREFRONT DOOR AND SIDE LITE

LEGEND

- AREA OF NO WORK - NOT IN CONTRACT
- EXISTING PARTITION TO REMAIN
- NEW PARTITION

CAFE FLOOR PLAN

