

FOR LEASE

# 1120 Route 22

Bridgewater, New Jersey

Available November 1, 2020



## BUILDING SPECIFICATIONS & FEATURES

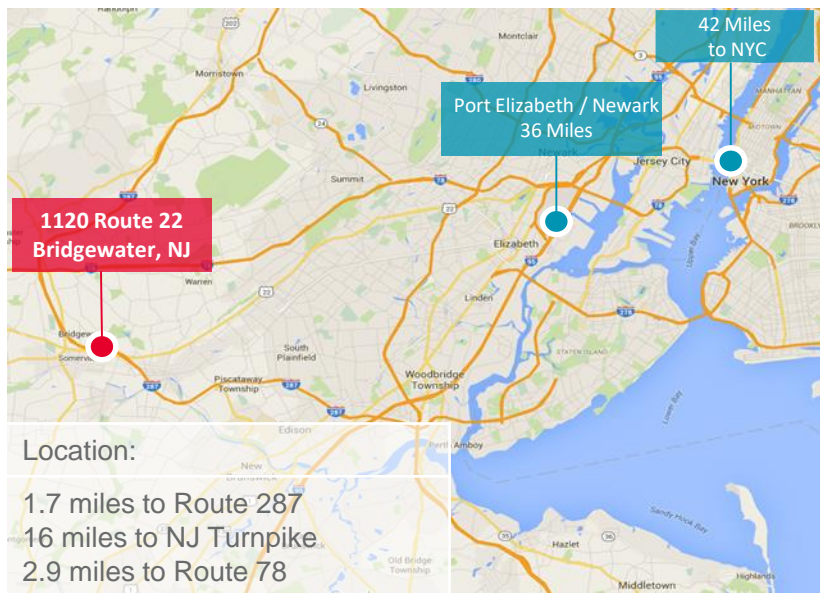
- Building Size:** +/- 454,000 SF
- Available Space:** +/- 454,000 SF
- Availability:** November 1, 2020
- Office Area:** Up to 100,000 SF
- Ceiling Height:** 21' – 26' clear
- Secure Parking:** 500+ auto spaces
- Secure Loading:** 49 dock doors  
2 drive-in doors

**MARC PETRELLA**  
Executive Managing Director  
(732) 261-6317  
marc.petrella@cushwake.com

**JASON GOLDMAN**  
Executive Managing Director  
(732) 452-6170  
jason.goldman@cushwake.com

**ANDREW SIEMSEN**  
Executive Managing Director  
(732) 452-6165  
andrew.siemsen@cushwake.com

**MICHAEL KIMMEL**  
Director  
(410) 241-1815  
michael.kimmel@cushwake.com



**CUSHMAN & WAKEFIELD**


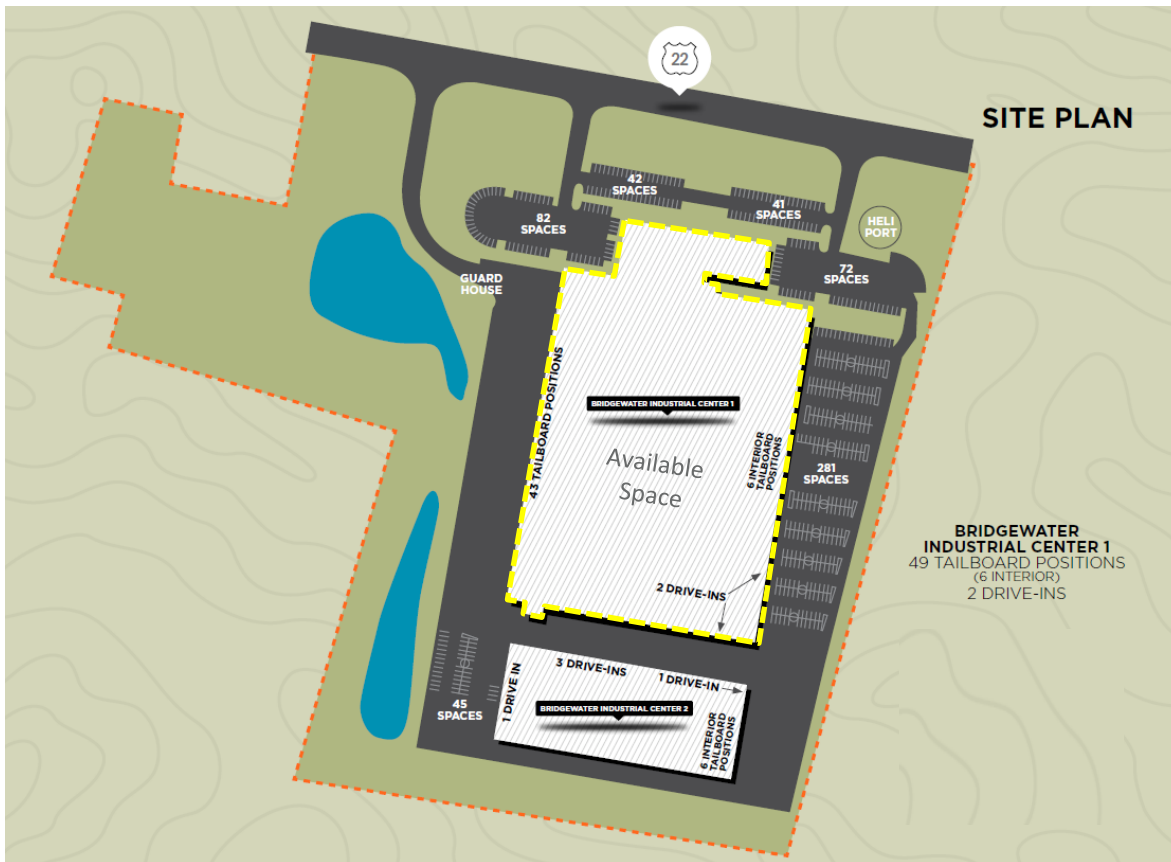
cushmanwakefield.com

# 1120 Route 22

Bridgewater, New Jersey

454,000 SF Available

FOR LEASE



## Building Photos

