

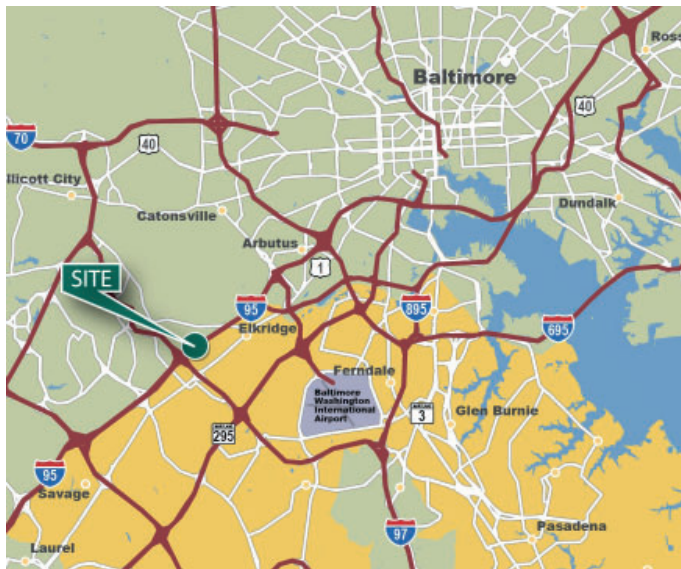
84,000 SF

Industrial Space For Lease



Prologis Meadowridge

6725 Business Parkway
Elkridge, MD 21075 USA



LOCATION

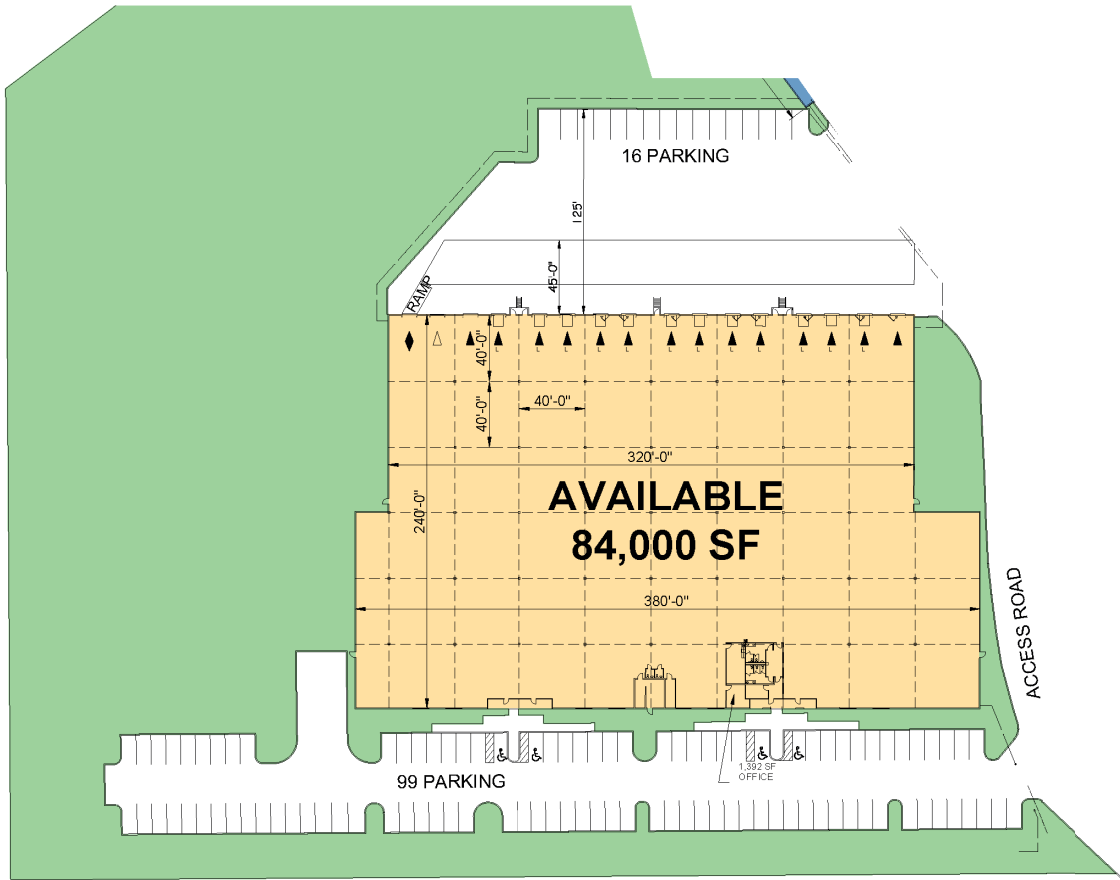
- Strategic location in Meadowridge Business Park
- Within minutes to I-95, Route 1 and Route 100

FACILITY

- 84,000 square feet available
- 1,421 square feet of office
- 14 dock doors; 1 drive-in
- 24' clear height
- ESFR sprinkler system
- M-1 zoning
- 277-480v electric service, 1,200 amps
- Security fence

84,000 SF


Industrial Space For Lease



LEGEND:

- ▲ DOCK POSITION
- ▲ DOCK POSITION W/LEVELER
- △ FUTURE DOCK DOOR
- ◆ DRIVE-IN DOOR
- LAND
- LEASED AREA
- AVAILABLE AREA

SITE PLAN



CBRE, Inc.

Michael Elardo
michael.elardo@cbre.com
ph +1 410 244 3128
cell +1 410 952 0680
100 E. Pratt Street
Suite 1700
Baltimore, MD 21202 USA

CBRE, Inc.

Jared Ross
jared.ross@cbre.com
ph +1 410 244 3136
cell +1 240 994 6477
100 E. Pratt Street
Suite 1700
Baltimore, MD 21202 USA

CBRE, Inc.

Ed Harris
ed.harris@cbre.com
ph +1 410 244 3149
cell +1 443 255 3149
100 E. Pratt Street
Suite 1700
Baltimore, MD 21202 USA

CBRE, Inc.

Mike Roden
mike.roden@cbre.com
ph +1 410 244 3125
cell +1 410 961 1194
100 E. Pratt Street
Suite 1700
Baltimore, MD 21202 USA

Prologis

Todd Summerfield
tsummerfield@prologis.com
ph +1 410 715 7200
cell +1 410 441 1145
6711 Columbia Gateway Dr
Suite 130
Columbia, MD 21045 USA