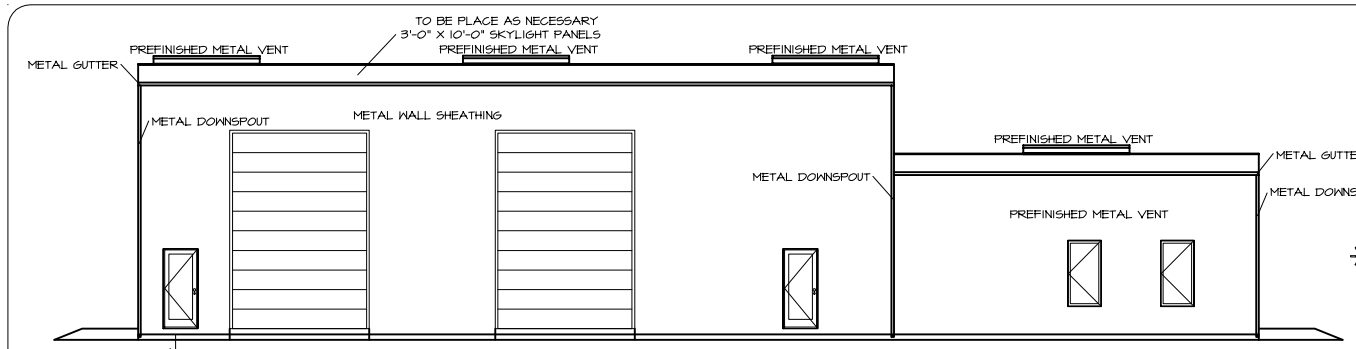

2 E-1 LEFT ELEVATION 1/8"=1'-0"

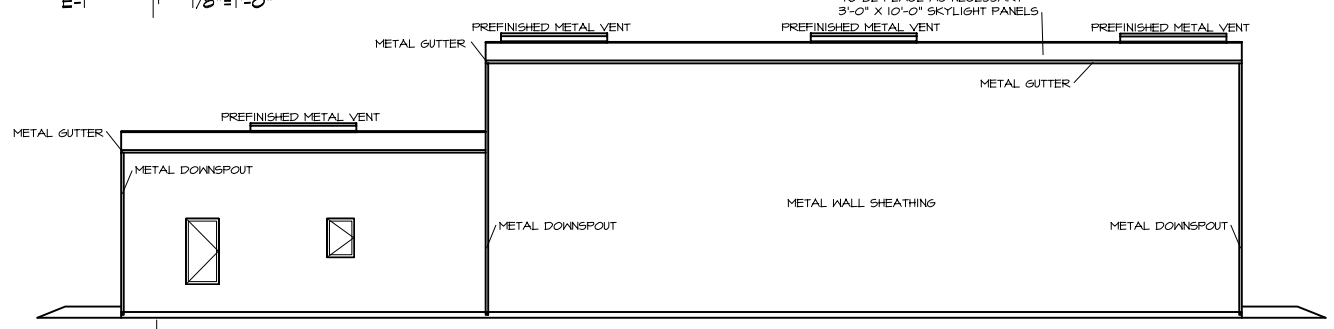

2 E-1 RIGHT ELEVATION 1/8"=1'-0"

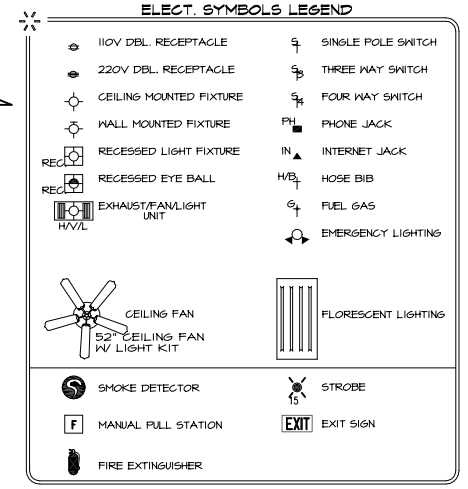

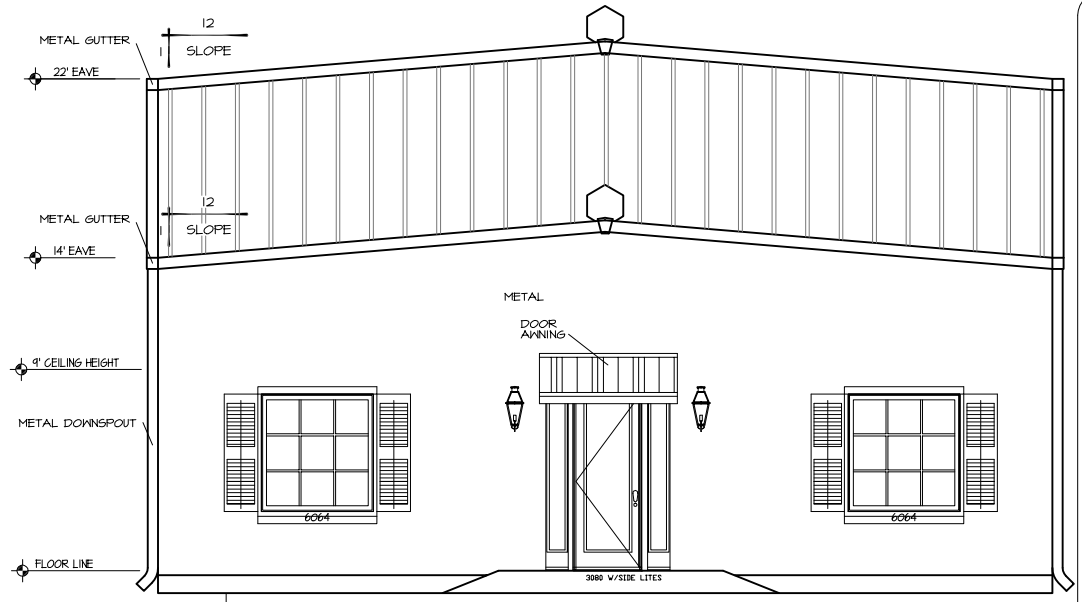

2 E-1 FRONT ELEVATION 1/4"=1'-0"

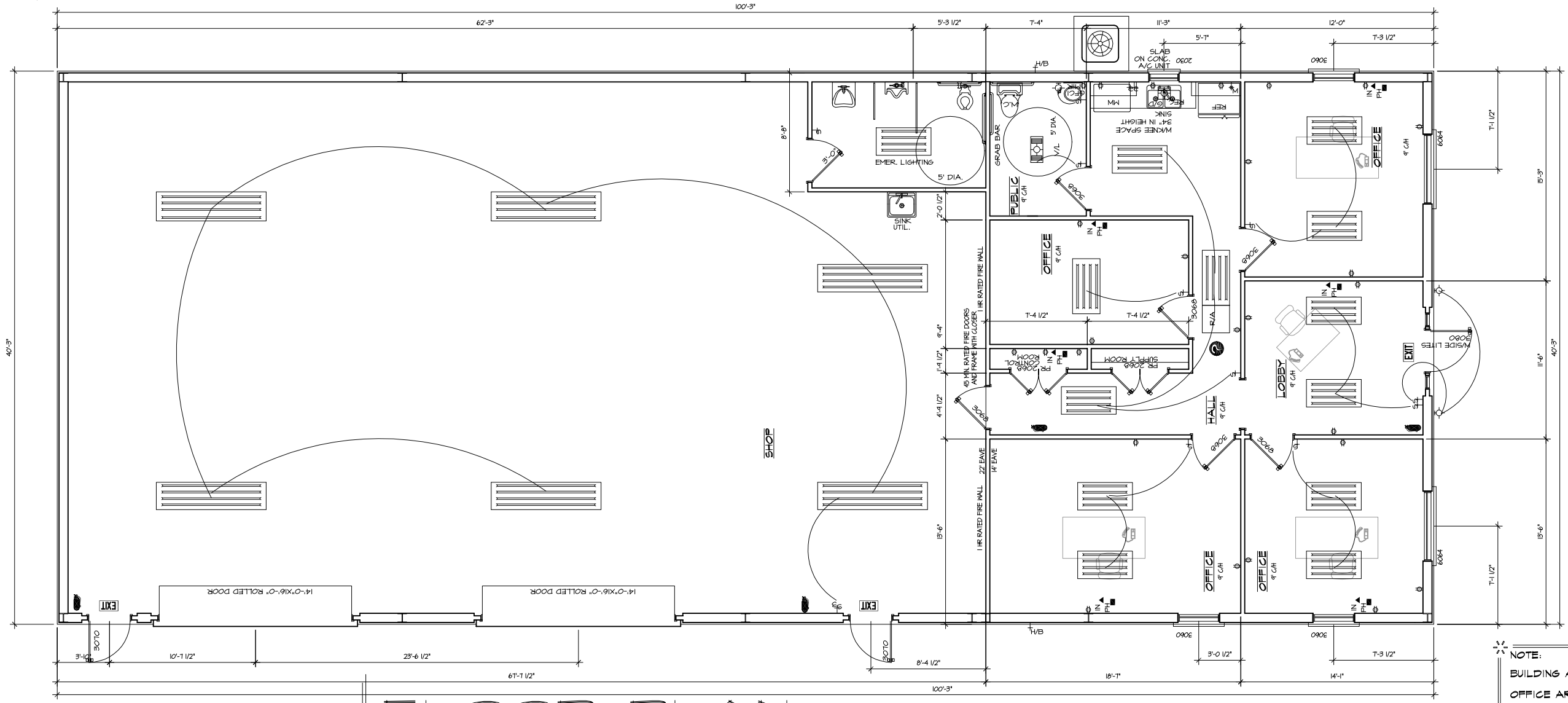

2 F-1 FLOOR PLAN 1/4"=1'-0"

NOTE:

BUILDING AREA	4000
OFFICE AREA	1412
SHOP AREA	2588

Revisions:

Revised By:

FLOOR PLAN & ELEVATIONS
MATT JEFFERY
103 FAIRLAND DRIVE
LAFAYETTE, LA 70507

PROJECT

THIS DRAWING AND/OR ANY OTHER DRAWING, IN WHOLE OR IN PART, REMAINS THE SOLE PROPERTY OF C.A.D. Unlimited, Inc. ANY MEANS OF REPRODUCTION, WHETHER MECHANICAL OR OTHERWISE, IS PROHIBITED, AND ANY VIOLATORS WILL BE PROSECUTED TO THE FULLEST EXTENT OF THE LAW. COPYRIGHT VIOLATION 22490988B5. THIS DRAWING IS PROTECTED BY THE "FOUR-CORNER DOCTRINE". AUTHORIZED COPYING OF DRAWING IN WHOLE OR IN PART, MAY ONLY BE DONE BY WRITTEN AUTHORIZATION FROM THE OWNER/DESIGNER OF C.A.D. Unlimited, Inc.

C.A.D. Unlimited Inc.
100 Canyon Ridge
Lafayette, La. 70506
(337) 984-3382
caddrafting1@cox.net

NO.:216011FEA
DATE : 5/13/13
SCALE: 1/4"=1'
JOB : DRoger
SHEET : 1 OF 2

FE-1