

MOB I - 601 EAST HAMPDEN



MOB II - 701 EAST HAMPDEN



MOB III - 799 EAST HAMPDEN



MOB IV - 499 EAST HAMPDEN

SWEDISH MEDICAL CENTER MEDICAL OFFICE BUILDINGS

601, 701, 799, 499 EAST HAMPDEN AVENUE | ENGLEWOOD, CO

LOCATED AT
SWEDISH
HOSPITAL
CAMPUS
Denver's Premiere
Hospital Facility

LEASE RATE: Please Call

PARKING RATIO: 4:1,000

CAMPUS AMENITIES

- Valet Parking
- Covered Doctor/Employee Parking
- On-Site Property Management
- Food Service at Hospital
- On-Site Pharmacy
- On-Site Imaging
- Immediate access to Swedish Medical Center from all four Medical Office Buildings

FOR MORE
INFORMATION
PLEASE CONTACT:

Dann Burke, CCIM
+1 720 528 6362
dann.burke@cbre.com

Kory Fasing
+1 720 528 6316
kory.fasing@cbre.com

FOR MORE
INFORMATION
PLEASE CONTACT:

Dann Burke, CCIM
+1 720 528 6362
dann.burke@cbre.com

Kory Fasing
+1 720 528 6316
kory.fasing@cbre.com

© 2019 CBRE, Inc. This information has been obtained from sources believed reliable. We have not verified it and make no guarantee, warranty or representation about it. Any projections, opinions, assumptions or estimates used are for example only and do not represent the current or future performance of the property. You and your advisors should conduct a careful, independent investigation of the property to determine to your satisfaction the suitability of the property for your needs. All marks displayed on this document are the property of their respective owners. Photos herein are the property of their respective owners and use of these images without the express written content of the owner is prohibited.



SWEDISH MEDICAL CENTER MEDICAL OFFICE BUILDINGS

601, 701, 799, 499 EAST HAMPDEN AVENUE | ENGLEWOOD, CO

PATIENT CHARACTERISTICS:

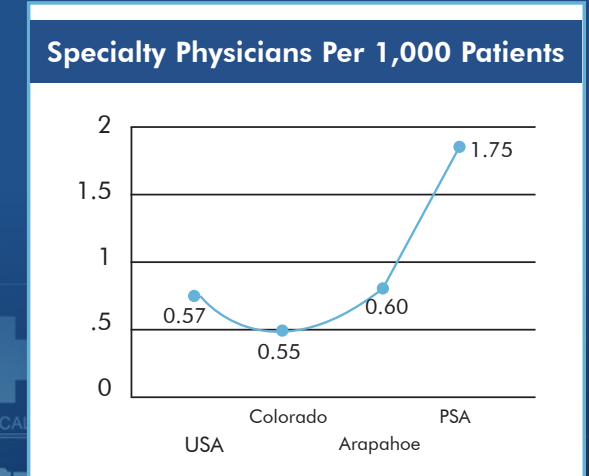
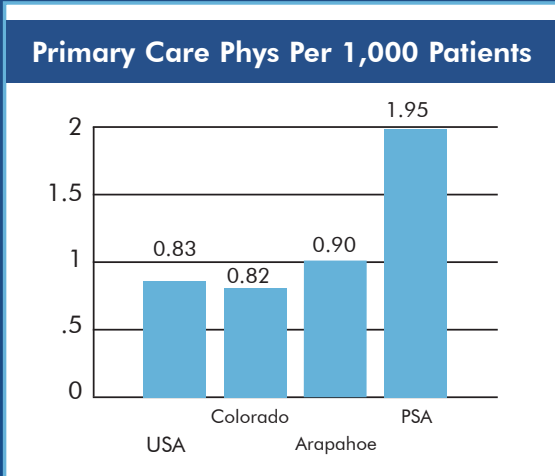
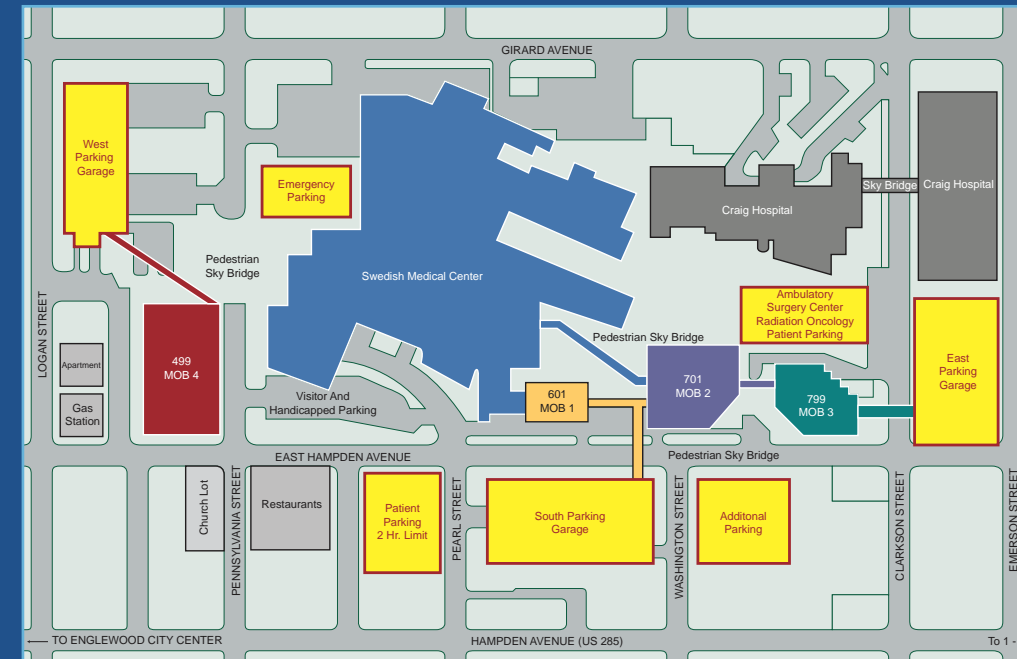
- The Swedish Medical Center service area is made up of a steady and growing patient base.
- This patient base has a median household income of \$54,084.03 and an affluence score of 113.92.
- Over 82.00% of the total population has access to medical care through government or private programs, with 56.88% Commercially insured, 15.76% Medicare covered, and 9.93% covered by Medicaid.
- The fastest growing age segment is the 65+ year age range, and currently 14.86% of the total population is 65 years or older (senior).

MEDICAL ENVIRONMENT CHARACTERISTICS:

- Over the next five years, Inpatient Acute procedures will grow by 2.71% and outpatient procedures will grow by 3.18%
- Within this service area there are 8 ASCs, 2 General Acute Care Hospitals, 65 MOBs and 1 LTACH.

SWEDISH MEDICAL CENTER HAS RECEIVED THE FOLLOWING CENTERS OF EXCELLENCE DESIGNATIONS:

- Cancer Center
- Spine Program
- Trauma Center
- Emergency Services
- The Heart Center
- Women's & Children's Services
- Neuroscience, The Stroke Center
- Bariatric Surgery
- Orthopedic Services



DEMOGRAPHICS

DEMOGRAPHICS RADIUS	1 MILE	3 MILE	5 MILE
2018 Estimated Population	18,581	116,482	390,794
2018 Estimated Households	9,564	49,744	169,843
2018 Estimated Household Income	\$72,364	\$91,844	\$92,884