

HARLEM

NEW YORK
NY

160 EAST 125TH STREET



CONCEPTUAL RENDERING

SPACE DETAILS

LOCATION

Southeast corner of Lexington Avenue

APPROXIMATE SIZE

Ground Floor 30,863 SF*

*Divisible

CEILING HEIGHT

Ground Floor 18 FT

FRONTAGE

156 FT on East 125th Street

201 FT on Lexington Avenue

TERM

Long term

POSSESSION

Immediate

SITE STATUS

Formerly Pathmark

NEIGHBORS

Modell's Sporting Goods, Duane Reade, T.J. Maxx, McDonald's, Shake Shack, and Bed Bath & Beyond

COMMENTS

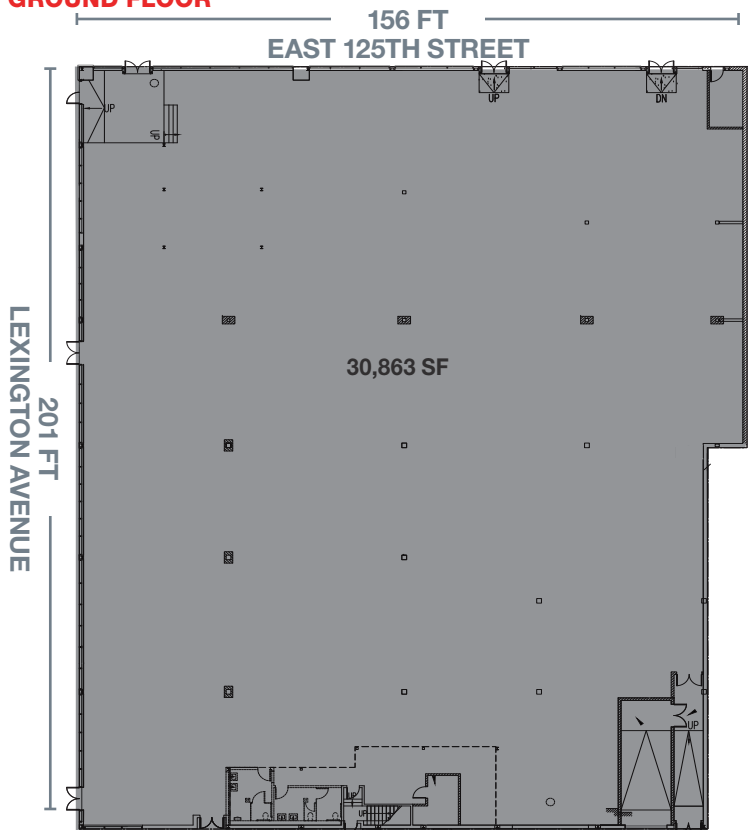
Rare big box opportunity at the entrance of the 4 5 6 6 subway lines

Potential to include 25,000 SF of outdoor space on the roof

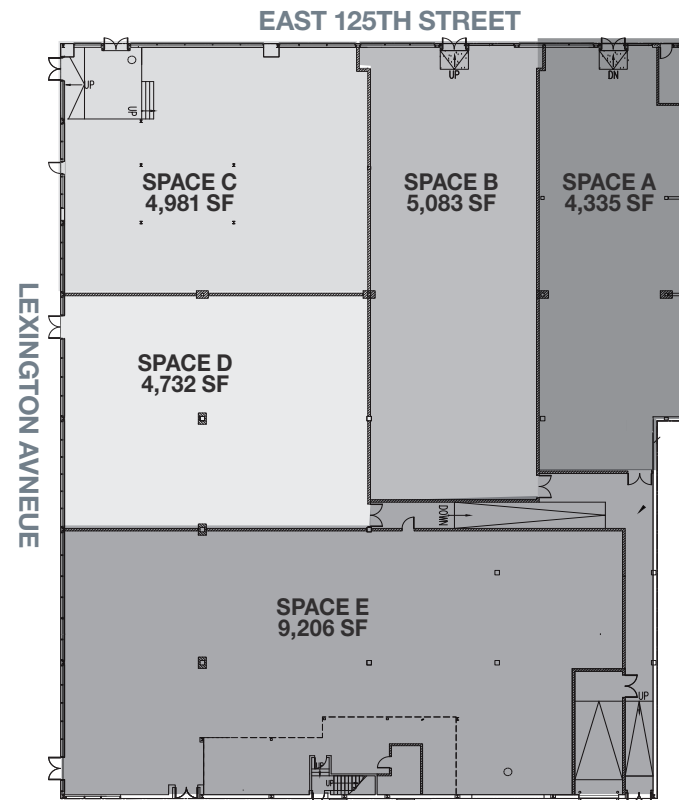
Multiple divisions considered

Adjacent to a new 24-story residential development


GROUND FLOOR



GROUND FLOOR - PROPOSED DIVISIONS



AREA RETAIL



CONTACT EXCLUSIVE AGENTS

HARRISON ABRAMOWITZ
212.372.2467
habramowitz@ngkf.com

MICHAEL PASTER
212.916.9345
michael.paster@ngkf.com

MAI SHACHI
212.916.2927
mai.shachi@ngkf.com



NGKF.COM