



For More Information Contact:

Melissa Lal, CCIM

Andy Seleznov, CCIM

Elaina Elliott

Kelly Rosales

P: 520.296.0200 / F: 520.296.1571

6298 E. Grant Rd., Suite #100

Tucson, AZ 85712

melissa@larsenbaker.com

andy@larsenbaker.com

elaina@larsenbaker.com

kelly@larsenbaker.com

www.LarsenBaker.com

AREA RETAILERS:

Bisbee Plaza is located in the heart of Bisbee's Commercial district. It is located a few minutes from Old Town Bisbee, Naco & Douglas.



Available
Properties:



AVAILABLE FOR LEASE

Bisbee Plaza Shopping Center

LOCATED AT:

101 S. Naco Highway
SEC of S. Naco Highway & AZ-92
Bisbee, Arizona 85603

FEATURES:

- ✓ Anchored by Family Dollar
- ✓ Shadow Anchored by Safeway
- ✓ Located minutes from Naco, Sonora, Palomina, Hereford and 30 minutes from Douglas, Arizona.
- ✓ Great Visibility
- ✓ Excellent Ingress/Egress
- ✓ Abundant Parking with easy access from surrounding communities
- ✓ Located on ± 12 Acres of Land

AVAILABLE:

± 1,800 SF Office/Retail from \$9.00 PSF + NNN*

±1,200 SF from \$9.00 PSF + NNN*

*NNN estimated at \$1.71

Project Map



Demographics 2020

Drive Time	10 Minute	20 Minute	30 Minute
Population	5,766	8,327	25,250
Average Household Income	\$54,942	\$60,699	\$69,010
Total Retail Expenditures	\$42 Million	\$46 Million	\$208 Million
Number of Employees	3,086	4,855	10,185

TRAFFIC COUNTS : 12,557 Vehicles Per Day
Naco Hwy: 4,818 AZ-92: 7,739

Area Map



Area Tenants



Bisbee Plaza
SE Corner of Naco Hwy & AZ-92
Bisbee, Arizona
Aerial View



NOT TO SCALE
SUBJECT TO CHANGE

Bisbee Plaza

SE Corner of Naco Hwy & AZ-92

Bisbee, Arizona

Area Map



Old Town Bisbee ± 5 Minutes
Douglas ± 30 Minutes →

HWY 92 (7,739 VPD)

Bisbee Plaza

S. NACO HWY (4,818 VPD)

10 Minutes to Naco, Mexico ↓

NOT TO SCALE
SUBJECT TO CHANGE

Bisbee Plaza

SE Corner of Naco Hwy & AZ-92

Bisbee, Arizona

Area Tenants



NOT TO SCALE
SUBJECT TO CHANGE

Bisbee Plaza
SE Corner of Naco Hwy & AZ-92
Bisbee, Arizona
Current Tenant List

Tenant	Suite #	Sq. Ft.
Safeway (Shadow Anchored)	101 S. Naco Hwy.	
Mr. Beez Vape Emporium	1101 S. Naco Hwy., #A-1	±1,200
Available*	1101 S. Naco Hwy., #A-2	±1,800
Family Dollar	1101 S. Naco Hwy., #A-4	±8,646
Southwest Valley Constructors	1101 S. Naco Hwy., #B-1	±4,100
Available	1101 S. Naco Hwy., #B-4	±1,200
Neariah's Mexican Restaurant	1101 S. Naco Hwy., #B-5	±1,800
PizzaRama	1101 S. Naco Hwy., #B-7	±2,400
H&R Block	1101 S. Naco Hwy., #B-9	±900
Southwest Valley Constructors	1101 S. Naco Hwy., #B-10	±22,356

EMPLOYMENT



White Collar

63%



Blue Collar

17%

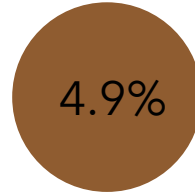


Services

20%

Bisbee Plaza

101 S Naco Hwy, Bisbee,
Arizona, 85603
Drive time of 10 minutes



4.9%
Unemployment
Rate

BUSINESS



334

Total Businesses



3,086

Total Employees


KEY FACTS

5,766

Population



48.9
Median Age



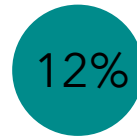
2.3

Average
Household
Size

\$41,678

Median
Household
Income

EDUCATION



12%
No High School
Diploma



25%
High School
Graduate



33%
Some College



30%
Bachelor's/Grad/Prof
Degree

POPULATION DETAIL



1,015

2018 Millennial Population
(Born 1981 to 1998) (Esri)



973

2018 Generation X
Population (Born 1965 to
1980) (Esri)



1,843

2018 Baby Boomer
Population (Born 1946 to
1964) (Esri)

 **LARSEN
BAKER**
Development • Brokerage
Management
6298 E. Grant Rd., #100 Tucson, AZ
520.296.0200 • www.LarsenBaker.com

EMPLOYMENT



White Collar

60%



Blue Collar

19%



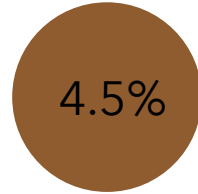
Services

20%

Bisbee Plaza

101 S Naco Hwy, Bisbee,
Arizona, 85603

Drive time of 20 minutes



Unemployment
Rate

BUSINESS



396

Total Businesses



4,855

Total Employees


KEY FACTS

8,327

Population



Median Age



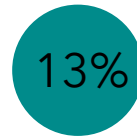
2.3

Average
Household
Size

\$45,732

Median
Household
Income

EDUCATION



No High School
Diploma



25%
High School
Graduate



34%
Some College



29%
Bachelor's/Grad/Prof
Degree

POPULATION DETAIL



1,456

2018 Millennial Population
(Born 1981 to 1998) (Esri)



1,447

2018 Generation X
Population (Born 1965 to
1980) (Esri)



2,645

2018 Baby Boomer
Population (Born 1946 to
1964) (Esri)

EMPLOYMENT



60%

White Collar



19%

Blue Collar

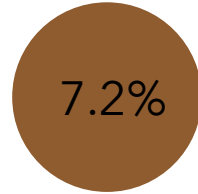


21%

Services

Bisbee Plaza

101 S Naco Hwy, Bisbee,
Arizona, 85603
Drive time of 30 minutes



7.2%
Unemployment
Rate

BUSINESS



913

Total Businesses



10,185

Total Employees


KEY FACTS

25,250

Population



45.8
Median Age



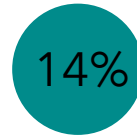
2.5

Average
Household
Size

\$50,477

Median
Household
Income

EDUCATION



14%
No High School
Diploma



22%
High School
Graduate



38%
Some College



26%
Bachelor's/Grad/Prof
Degree

POPULATION DETAIL



4,603

2018 Millennial Population
(Born 1981 to 1998) (Esri)



4,574

2018 Generation X
Population (Born 1965 to
1980) (Esri)



7,318

2018 Baby Boomer
Population (Born 1946 to
1964) (Esri)

 **LARSEN
BAKER**
Development • Brokerage
Management
6298 E. Grant Rd., #100 Tucson, AZ
520.296.0200 • www.LarsenBaker.com