

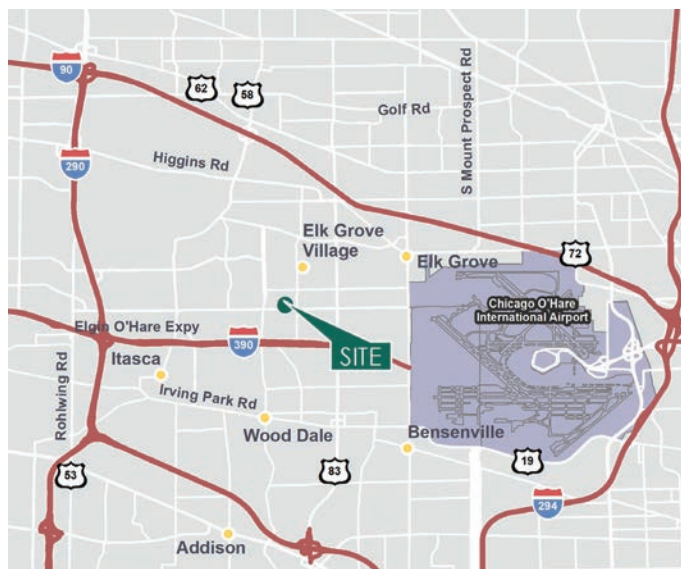
# 20,339 SF

## Industrial Space For Lease



## Prologis Elk Grove Village

1150 Arthur Avenue  
Elk Grove Village, IL 60007 USA



### LOCATION

- Centrally located in Elk Grove Village
- Easy access to I-90, I-390, and I-294
- Immediate access to O'Hare International Airport

### FACILITY

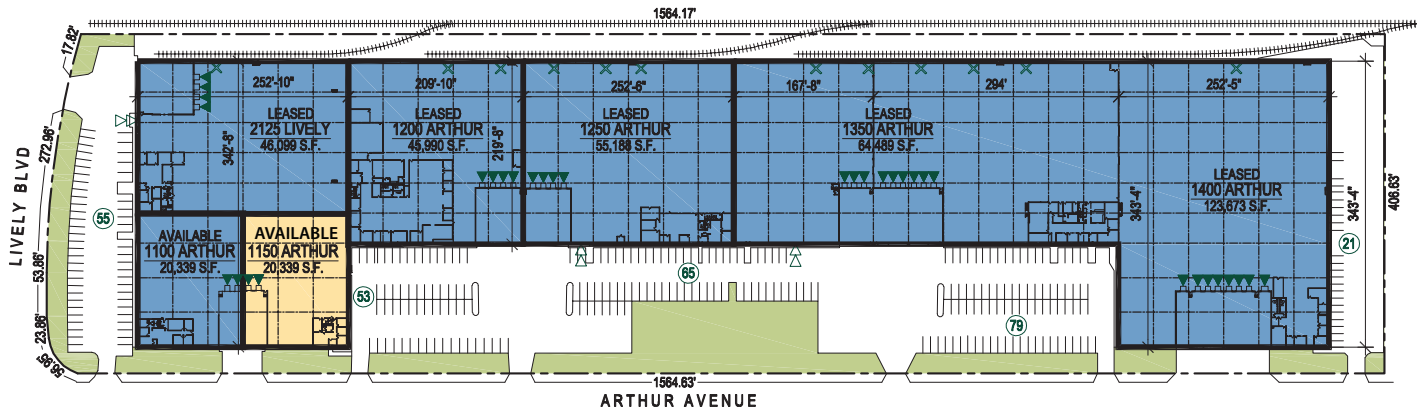
- 376,117 SF building
- 20,339 SF available
- 1,500 SF office area
- 20' clear height
- 2 interior docks with levelers
- 200 Amps @277/480 Volts, 3 Phase
- T-8 lighting in warehouse
- 42' x 41' bay size

### ADVANTAGES & AMENITIES

- Institutionally owned & managed
- Frontage on both Lively Boulevard and Arthur Avenue

# 20,339 SF

## Industrial Space For Lease



### Lee & Associates

Chris Nelson

[cnelson@lee-associates.com](mailto:cnelson@lee-associates.com)

ph +1 773 355 3011

cell +1 773 655 5689

9450 W. Bryn Mawr Ave.

Suite 550

Rosemont, IL 60018 USA

### Lee & Associates

Jeff Janda, SIOR

[jjanda@lee-associates.com](mailto:jjanda@lee-associates.com)

ph +1 773 355 3015

cell +1 847 736 7338

9450 W. Bryn Mawr Ave.

Suite 550

Rosemont, IL 60018 USA

### Prologis

Sean Olvany

[solvany@prologis.com](mailto:solvany@prologis.com)

ph +1 847 292 3936

cell +1 847 224 6254

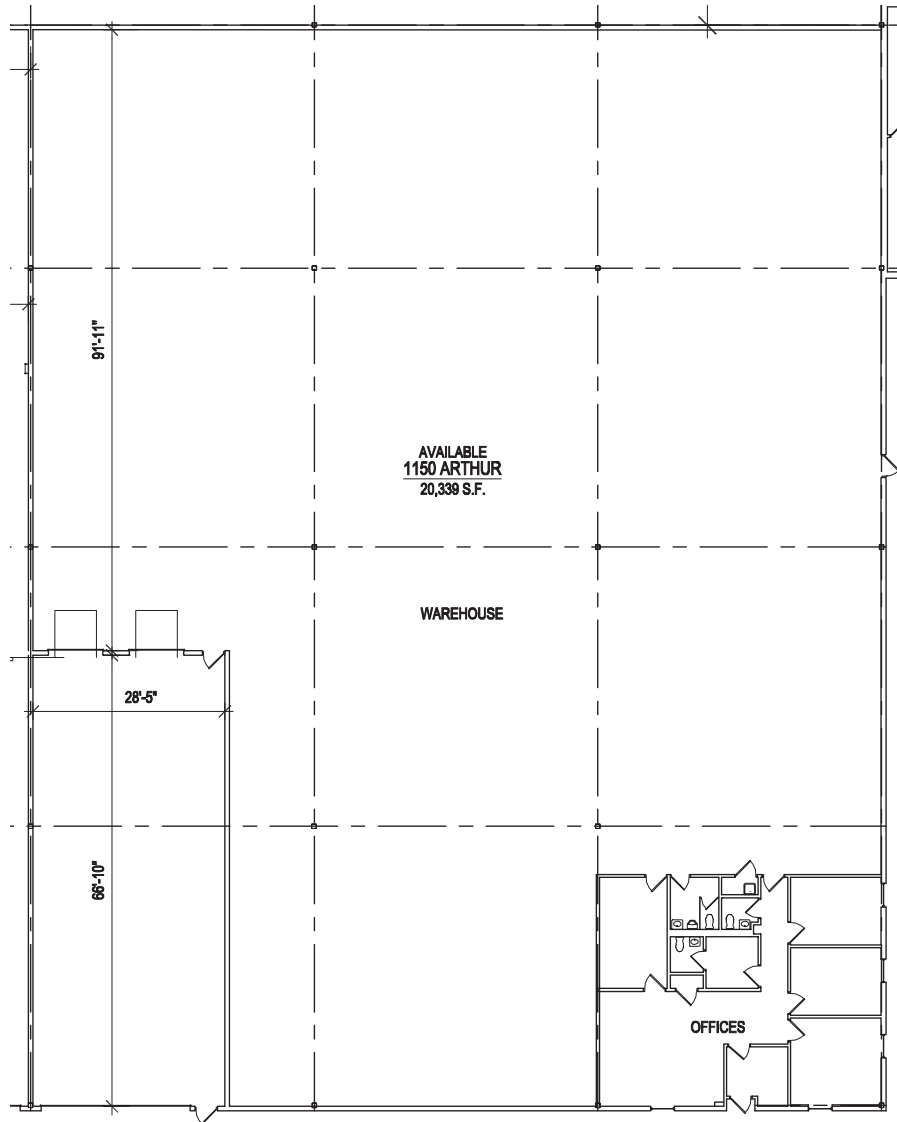
6250 N. River Rd.

Suite 1100

Rosemont, IL 60018 USA

# 20,339 SF

## Industrial Space For Lease



### Lee & Associates

**Chris Nelson**

[cnelson@lee-associates.com](mailto:cnelson@lee-associates.com)

ph +1 773 355 3011

cell +1 773 655 5689

9450 W. Bryn Mawr Ave.

Suite 550

Rosemont, IL 60018 USA

### Lee & Associates

**Jeff Janda, SIOR**

[jjanda@lee-associates.com](mailto:jjanda@lee-associates.com)

ph +1 773 355 3015

cell +1 847 736 7338

9450 W. Bryn Mawr Ave.

Suite 550

Rosemont, IL 60018 USA

### Prologis

**Sean Olvany**

[solvany@prologis.com](mailto:solvany@prologis.com)

ph +1 847 292 3936

cell +1 847 224 6254

6250 N. River Rd.

Suite 1100

Rosemont, IL 60018 USA