

4801, 4805, 4809 & 4811 E THISTLE LANDING DRIVE | PHOENIX, AZ
±383,000 RSF OF BACK OFFICE SPACE IN A CAMPUS ENVIRONMENT

THISTLE OFFICE PARK LANDING



FOR OFFICE LEASING INFORMATION:

COREY HAWLEY
602.735.1742
corey.hawley@cbre.com

JIMMY CORNISH
602.735.1741
jimmy.cornish@cbre.com

SEAN SPELLMAN
602.735.5615
sean.spellman@cbre.com

CBRE

OVERVIEW

Thisle Landing is a four phase back office campus environment suitable for the most demanding office tenants. The project is surrounded by numerous amenities including great shops, business hotels, high-end housing and well educated labor. Just off the I-10 freeway and Loop 202 interchange, Thisle Landing provides great access to all the Southeast Valley has to offer.



Project size: $\pm 383,000$ SF
Corporate campus
setting



Parking ratio:
7:1,000



Recent updates include
outdoor seating options



High ceiling heights of
 ± 22 Feet and
abundance of natural light




Amenity rich area
including restaurants,
hotels and shopping



Designed to
accommodate
large back office
users



Numerous
signage
opportunities



FULLY BUILT-OUT SPEC SUITE

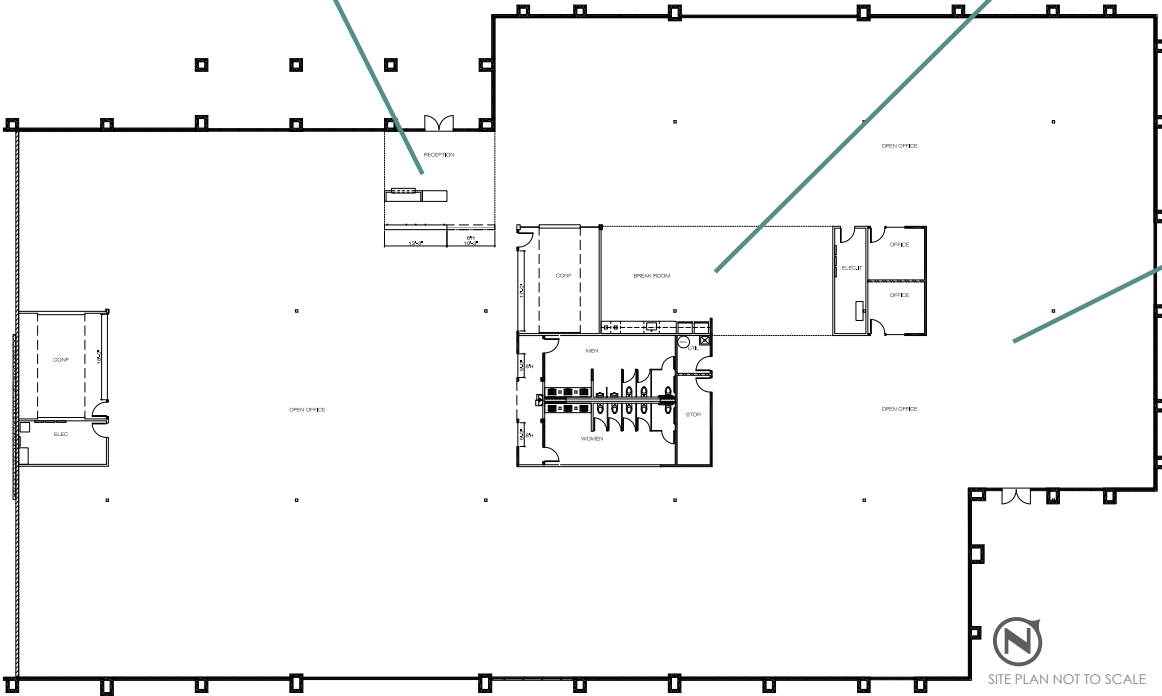
RECEPTION AREA

POLISHED CONCRETE FLOORS
TEMPERED GLASS PANELS
ACCENT WALL
CIRCULAR LED PENDANTS



BREAK ROOM

POLISHED CONCRETE FLOORS
SOLID SURFACE COUNTERTOP
CIRCULAR LED PENDANTS



OPEN OFFICE

PATCRAFT CARPET TILE
LINEAR LED LIGHTING

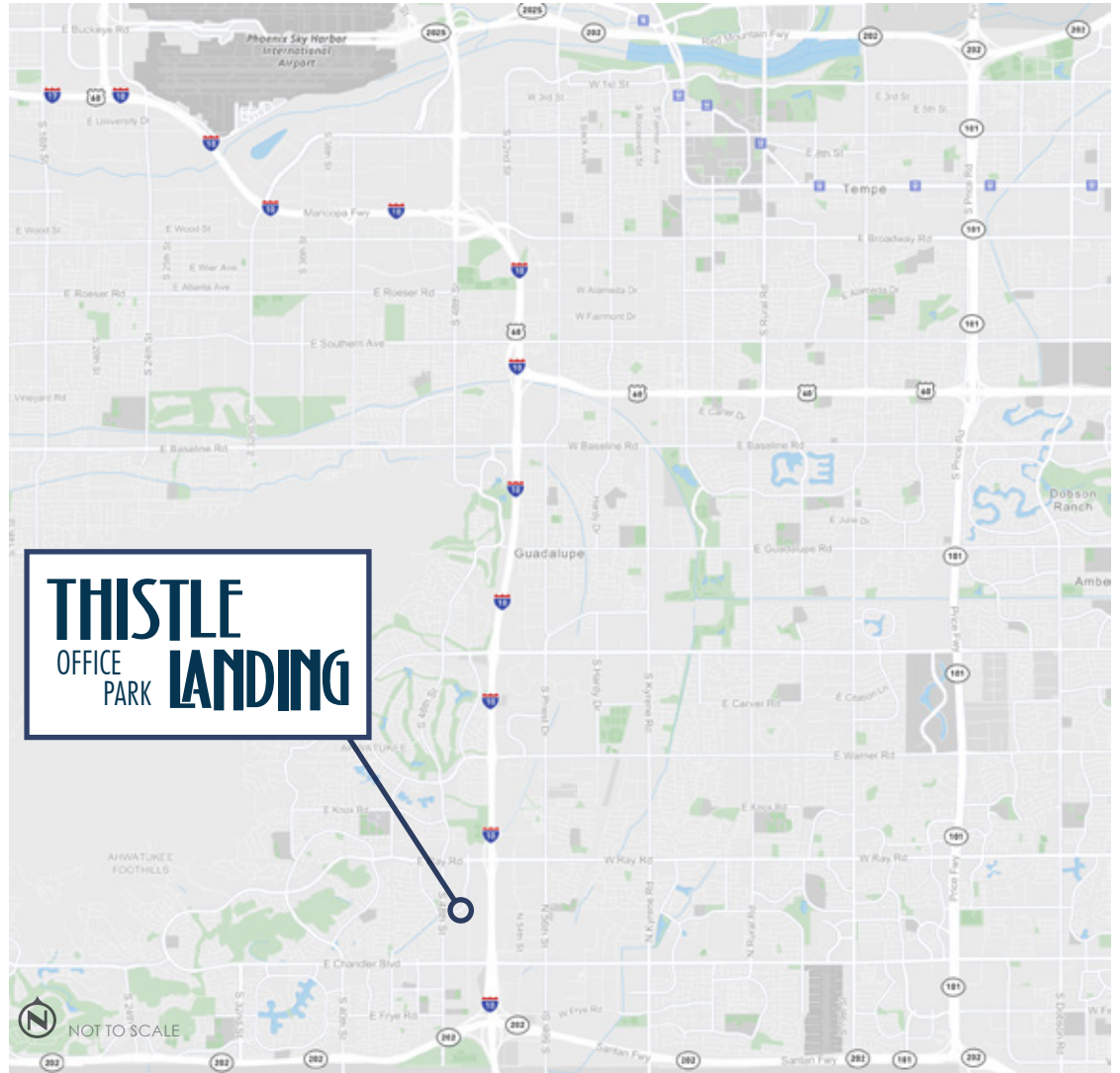


PHOTOS DO NOT REPRESENT ACTUAL FINISHES

±30,037 RSF

THE NEIGHBORHOOD

NEARBY POPULAR AMENITIES



THISTLE
OFFICE
PARK **LANDING**

THE NEIGHBORHOOD



Clockwise: Pita Jungle, Grimaldi's, Snooze, Fleming's, Ra Sushi, Sandbar



AERIAL VIEW



OWNERSHIP

MENLO EQUITIES

Menlo Equities LLC is a full-service real estate investment company engaged in the acquisition, development and operation of properties throughout the Western United States. Since its founding in 1994, Menlo Equities has acquired or developed over 90 properties with an aggregate value exceeding \$5.5 Billion. It's current portfolio consists of over 6.7 million SF with an estimated value exceeding \$2.6 Billion. In addition, Menlo has developed and built over 4.0 Million square feet of high-profile office, R&D and engineering commercial real estate.



THISTLE

OFFICE
PARK

LANDING



4801, 4805, 4809 & 4811 E THISTLE LANDING DRIVE PHOENIX, AZ

FOR OFFICE LEASING INFORMATION:

COREY HAWLEY

602.735.1742

corey.hawley@cbre.com

JIMMY CORNISH

602.735.1741

jimmy.cornish@cbre.com

SEAN SPELLMAN

602.735.5615

sean.spellman@cbre.com

© 2019 CBRE, Inc. All rights reserved. This information has been obtained from sources believed reliable, but has not been verified for accuracy or completeness. You should conduct a careful, independent investigation of the property and verify all information. Any reliance on this information is solely at your own risk. CBRE and the CBRE logo are service marks of CBRE, Inc. All other marks displayed on this document are the property of their respective owners. Photos herein are the property of their respective owners. Use of these images without the express written consent of the owner is prohibited.

CBRE