

FOR LEASE

# 1639 Main Avenue

CLIFTON, NJ

5,880 SF + 1,334 SF Office - NOW AVAILABLE

RETAIL



© 2018 CBRE, Inc. All rights reserved. This information has been obtained from sources believed reliable, but has not been verified for accuracy or completeness. You should conduct a careful, independent investigation of the property and verify all information. Any reliance on this information is solely at your own risk. CBRE and the CBRE logo are service marks of CBRE, Inc. All other marks displayed on this document are the property of their respective owners. Photos herein are the property of their respective owners. Use of these images without the express written consent of the owner is prohibited.

[www.cbre.us](http://www.cbre.us)

**CBRE**

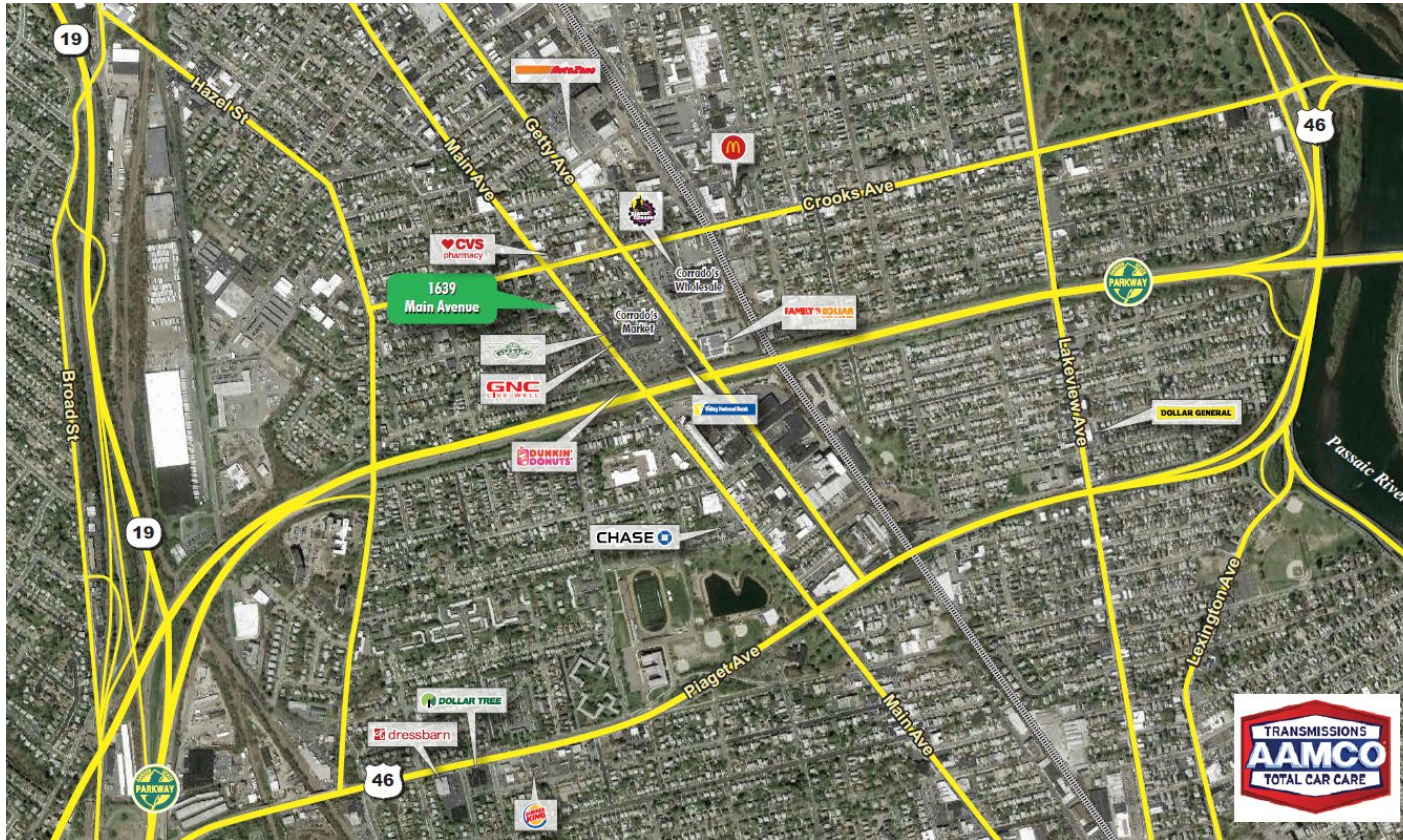


FOR LEASE

# 1639 Main Avenue

CLIFTON, NJ

RETAIL



## PROPERTY INFO

- + 5,880 SF plus 1,334 SF (office) Available
- + Automotive building turnkey
- + Busy intersection located in the heart of Clifton, NJ
- + 5-6 lifts
- + Ceiling Height: 20'
- + 17 parking spaces
- + Traffic Count: 11,708 cars per day
- + Asking Rental Rate: \$8,500 a month NNN


## CONTACT US

### PATTI FIORE-AMECANGELO

Vice President

+1 732 509 2835

patti.amecangelo@cbre.com



[www.cbre.us](http://www.cbre.us)

**CBRE**

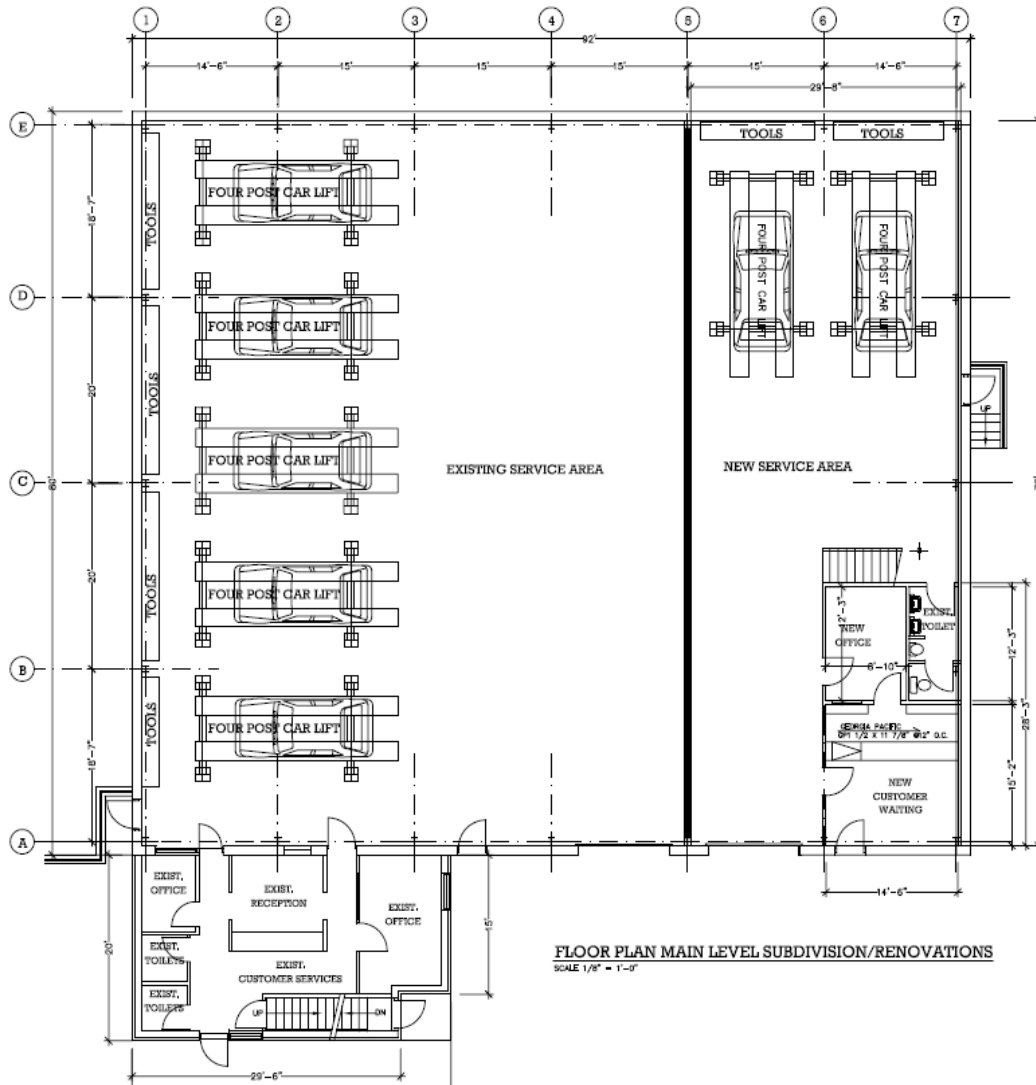
FOR LEASE

# 1639 Main Avenue

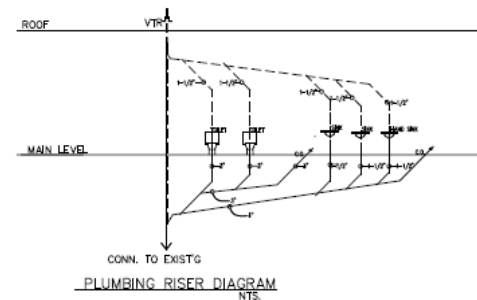
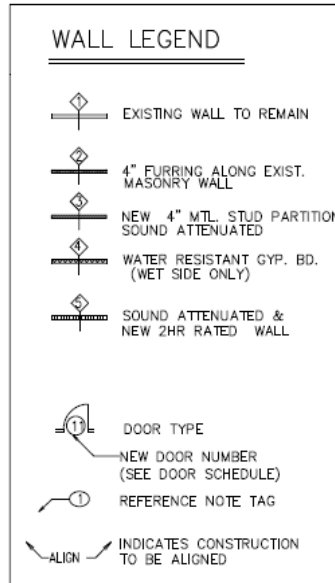
CLIFTON, NJ

RETAIL

## SITE PLAN



FLOOR PLAN MAIN LEVEL SUBDIVISION/RENOVATIONS  
SCALE 1/8" = 1'-0"



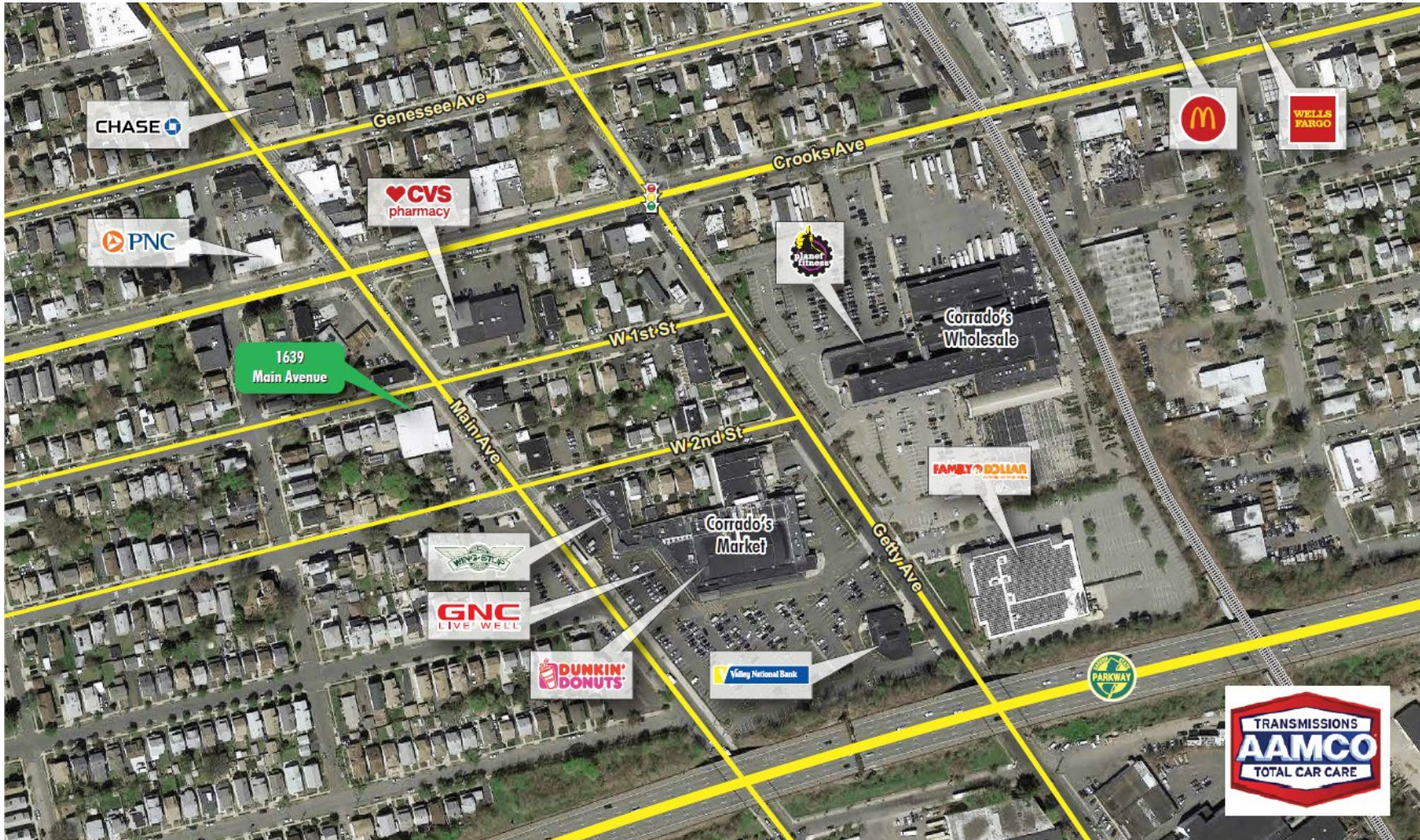


FOR LEASE

# 1639 Main Avenue

CLIFTON, NJ

RETAIL



DEMOGRAPHICS	1 mile	3 mile	5 mile
Population	35,742	344,933	650,828
Average Household Income	\$72,784	\$68,666	\$90,314
Daytime Population	30,223	309,432	595,472

[www.cbre.us](http://www.cbre.us)

**CBRE**