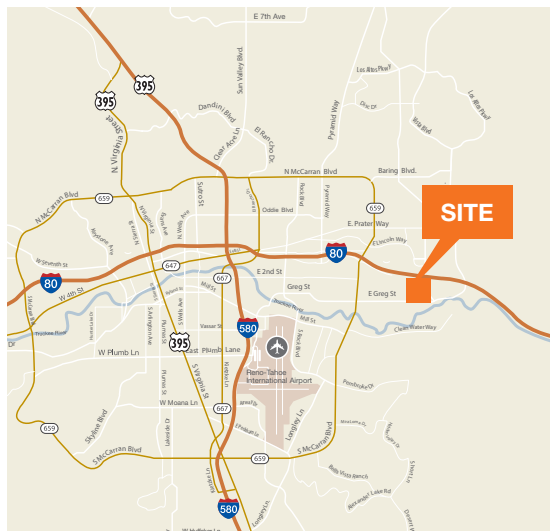




# Available For Lease



**Lease Rate \$0.65/SF NNN** (Available February 1, 2019)

±8,000 SF available with a ±1,743 SF office

2 dock high doors | 1 grade level door

200 amps | 480 volts | 3-phase power (TBV)

.237/2,151 sprinkler rating

20' x 50' column spacing

24' clear height

Estimated OPEX \$0.09 PSF

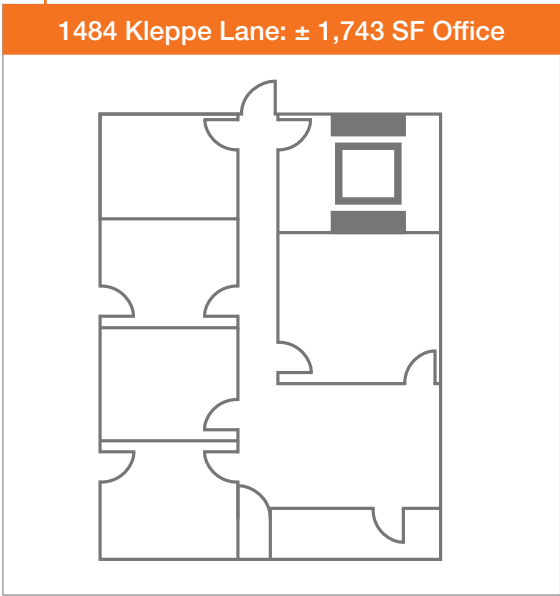
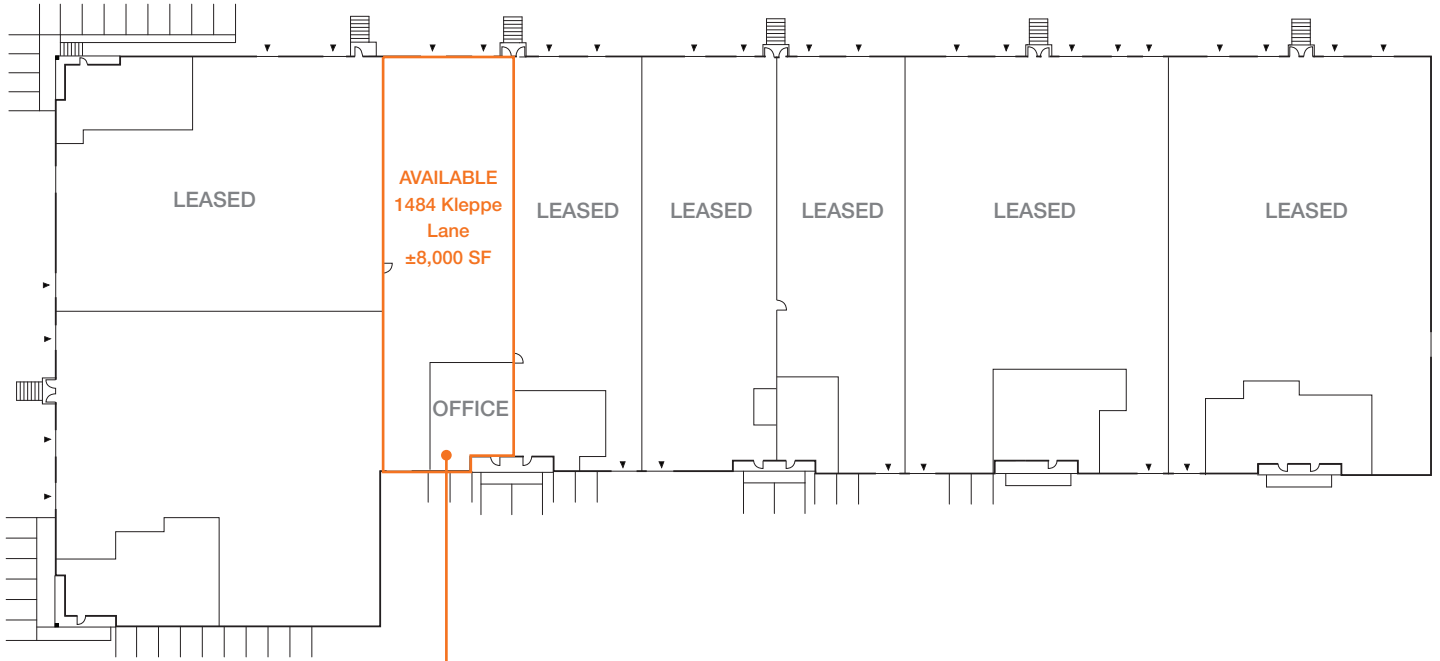
## Contact

**Steve Kucera, CCIM**  
775.470.8866  
skucera@kiddermathews.com

**Mike Nevis, SIOR, CCIM**  
775.470.8855  
mnevis@kiddermathews.com

[kiddermathews.com](http://kiddermathews.com)

Site Plan



# For Lease

## Property Features

±8,000 SF available

200 amps | 480 volts | 3-phase power (TBV)

±1,743 SF office

Rear loading

1 grade door | 2 dock-high doors

Sparks Submarket

T-5 lighting w/motion sensors

## Aerial



## Transportation

GROUND	
Reno-Tahoe Int'l Airport	5.2 miles
Reno-Stead FBO	16.1 miles
UPS Regional	1.8 miles
FedEx Express	3.3 miles
FedEx Ground	3.2 miles
FedEx LTL	2.7 miles

## Demographics

2018	3 mi	5 mi	10 mi
Population	54,454	159,900	381,460
Households	21,278	60,875	149,760
Avg HH Income	\$65,227	\$58,094	\$76,679

## Nevada State Incentives

No state, corporate or personal income tax

No estate tax, no inventory tax, no unitary tax, no franchise tax

Right-to-work state

Moderate real estate costs

Low workers' compensation rates



## Helpful Links

**Business Costs:** <http://www.diversifynevada.com/selecting-nevada/nevada-advantage/cost-of-doing-business>

**Business Incentives:** <http://edawn.org/why-nevada/business-advantage/>

**Cost of Living:** <http://opportunitynevada.files.wordpress.com/2017/11/costofliving.pdf>

**Quality of Life:** <http://edawn.org/live-play/>

## Business Cost Comparisons

TAX COMPARISONS	NV	CA	AZ	UT	ID	OR	WA
State Corporate Income Tax	No	8.84%	4.9%	5%	7.4%	6.6%-7.6%	No
Personal Income Tax	No	1%-13.3%	2.59%-4.54%	5%	1.6%-7.4%	5%-9.9%	No
Payroll Tax	1.475%	0.83% (SF Only)	No	No	No	0.09%	No
Monthly Property Tax (Based on \$25M Market Value)	\$22,969	\$22,917	\$71,667	\$22,917	\$33,333	\$32,688	\$20,833
Unemployment Insurance Tax	0.25%-5.4%	1.5%-6.2%	0.03%-8.91%	0.2%-7.2%	0.43%-5.4%	1.11%-5.4%	0.1%-5.7%
Capital Gains Tax	No	Up to 13.3%	2.59%-4.54%	5%	Up to 7.4%	5%-9.9%	No
WORKERS' COMP RATES	NV	CA	AZ	UT	ID	OR	WA
Class 2915 - Veneer Products Mfg.	\$2.45	\$11.33	\$2.65	\$1.48	\$3.32	\$3.09	\$1.70
Class 3632 - Machine Shop NOC	\$2.88	\$4.92	\$2.20	\$1.64	\$4.51	\$2.01	\$1.23
Class 8810 - Clerical Office Employees NOC	\$0.21	\$0.39	\$0.20	\$0.09	\$0.28	\$0.10	\$0.14

Source: <https://www.nvenergy.com/about-nvenergy/economic-development/taxes-incentives>  
Last updated: 07/2017

## Contact

**Steve Kucera, CCIM**  
775.470.8866  
skucera@kiddermathews.com

**Mike Nevis, SIOR, CCIM**  
775.470.8855  
mnevis@kiddermathews.com

[kiddermathews.com](http://kiddermathews.com)