

Soho Office Ideal for Psychotherapy or Wellness Practice



SUITE RSF ASKING PRICE POSSESSION VIRTUAL TOUR FLOOR PLAN

302 2,277 \$48 PSF Immediate

[Virtual Tour](#)







302

Ideal for psychotherapists, life coaches, nutritionists, or similar health practitioners. Seven Spacious Individual Treatment Rooms with High Ceilings, Historic Columns, Hardwood Flooring, Wet Pantry, Reception Area, New LED Lighting, Right of the Elevators.

[DOWNLOAD & PRINT](#)

[DOWNLOAD TOUR BOOK](#)

[GFP PORTFOLIO](#)

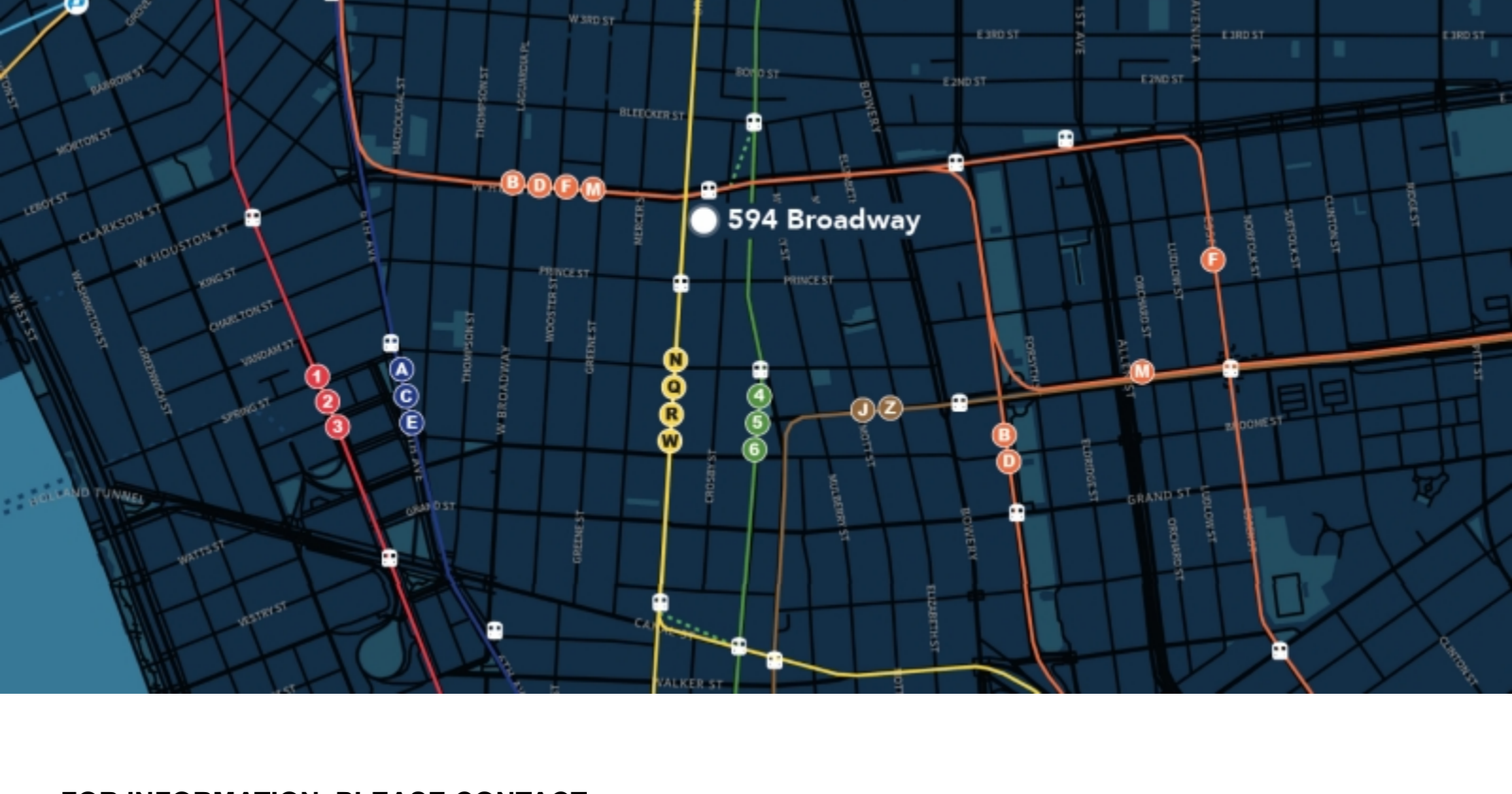


BUILDING FEATURES:

- Lobby entrance and prominent frontage onto Broadway
- Loading area & freight elevator
- 24/7 security controlled access
- Heavy capacity electric
- High exposed ceilings
- Oversized windows
- Bright loft spaces

NEIGHBORHOOD FEATURES:

- Manhattan's most iconic shopping mecca
- Along Broadway shoppers head to Nike, Converse, Zara and H&M, plus Bloomingdale's Downtown store, and those not after apparel are drawn to Apple, the MoMA Design Store, or to browse in the Housing Works Bookstore.
- Strategically positioned only one block south of the 6 train and only one block north from the R and W trains
- Surrounded by numerous dining options



FOR INFORMATION, PLEASE CONTACT:

DONNA VOGEL
SENIOR MANAGING DIRECTOR
(212) 431-9416
DVOGEL@GFPRE.COM

[DOWNLOAD & PRINT](#)