

FOR LEASE

PARKROSE BUSINESS CENTER • BUILDING 2



Address

SF

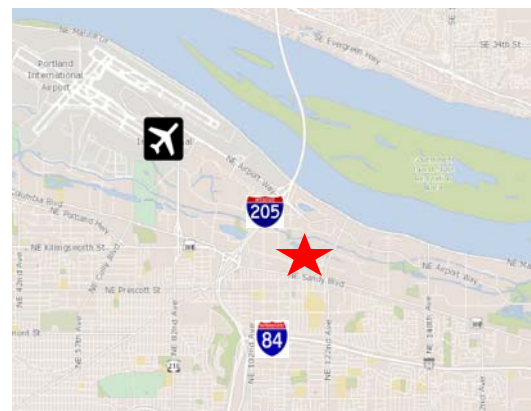
Quoted Rate

11935 NE Sumner, Bldg 2

2,250

\$2,250/mo NNN

- Loading door (10' x 10')
- 3 phase power
- 16' ceiling height
- 1,200 SF of office space
- Excellent I-205, I-84 and PDX access



The Parkrose Business Center is 8 buildings and over 212,000 SF which means we can accommodate your business' needs now and future growth!

For Information, Please Contact:

Andrew Bean


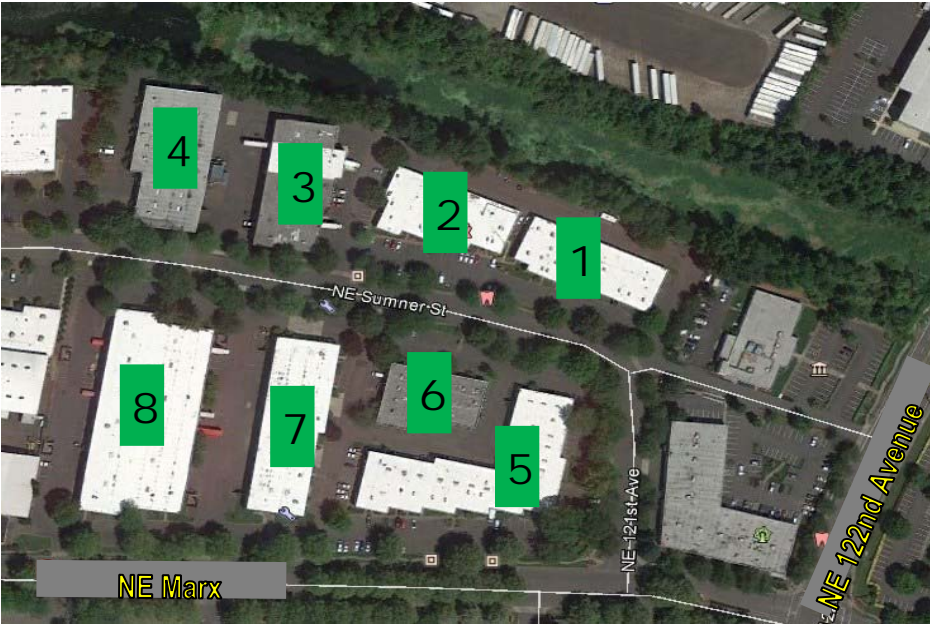
abean@dougbean.com

1650 NW Naito Parkway • Suite 302 • Portland, OR 97209 • (503) 222-5100



Information contained herein has been obtained from others and is considered to be reliable. However, a prospective purchaser or lessee is expected to verify all information to their own satisfaction. www.dougbean.com

PARKROSE BUSINESS CENTER BUILDING 2



For Information, Please Contact:

Andrew Bean
abean@dougbean.com
1650 NW Naito Parkway • Suite 302 • Portland, OR 97209 • (503) 222-5100

Information contained herein has been obtained from others and is considered to be reliable. However, a prospective purchaser or lessee is expected to verify all information to their own satisfaction. www.dougbean.com