



EVERGREEN CENTER

1840 130TH AVE NE | BELLEVUE, WA 98005



EVERGREEN CENTER

642-2,082 SF AVAILABLE NOW

OFFICE / FLEX SPACE

INQUIRE WITH BROKER FOR RATES

PROPERTY HIGHLIGHTS



CLOSE PROXIMITY TO SR-520

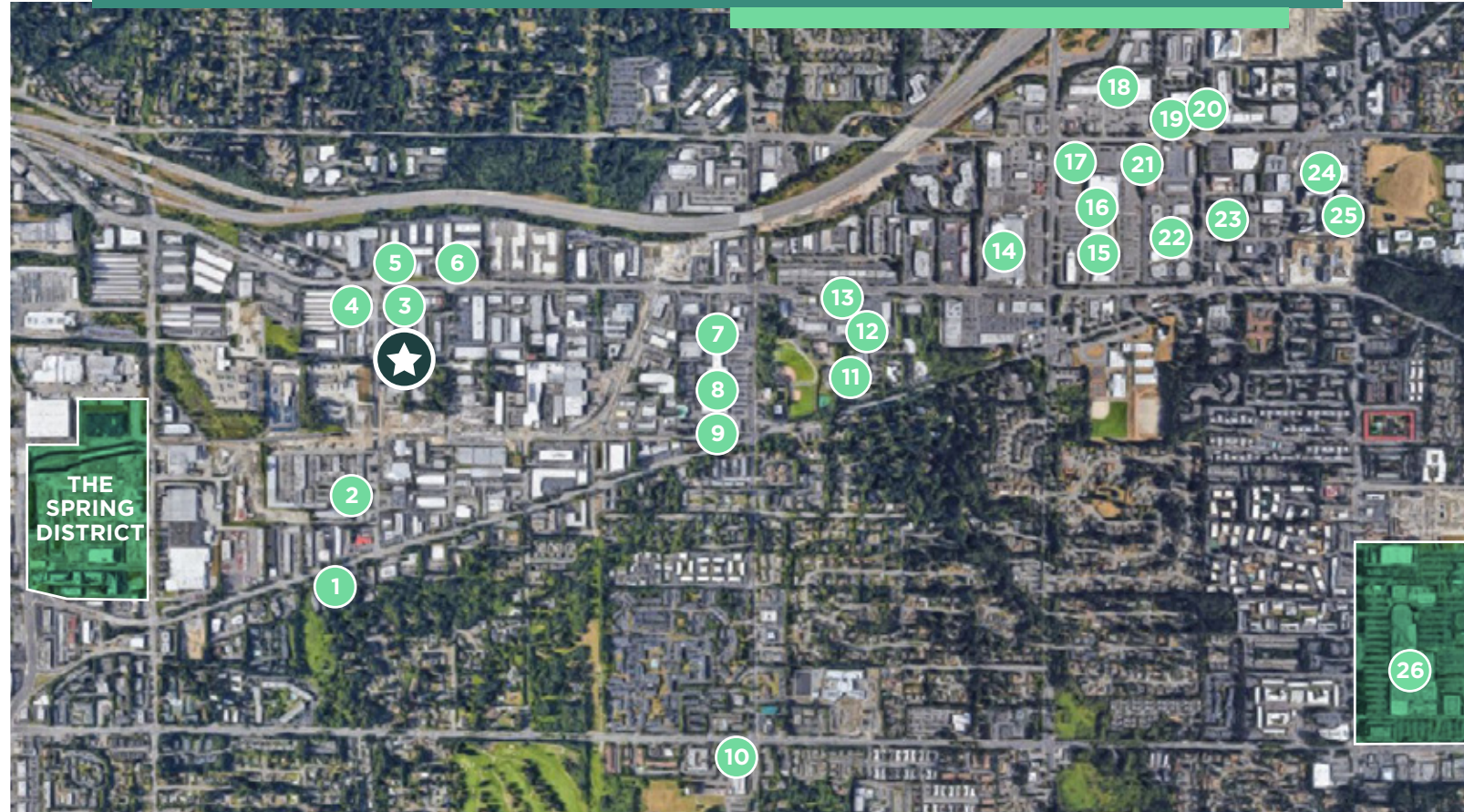


5 MINUTES TO DOWNTOWN BELLEVUE



WALKING DISTANCE TO RESTUARANTS, RETAIL & FUTURE LIGHT RAIL STATION

EVERGREEN CENTER



NEARBY AMENITIES



CONNOR GILCHRIST

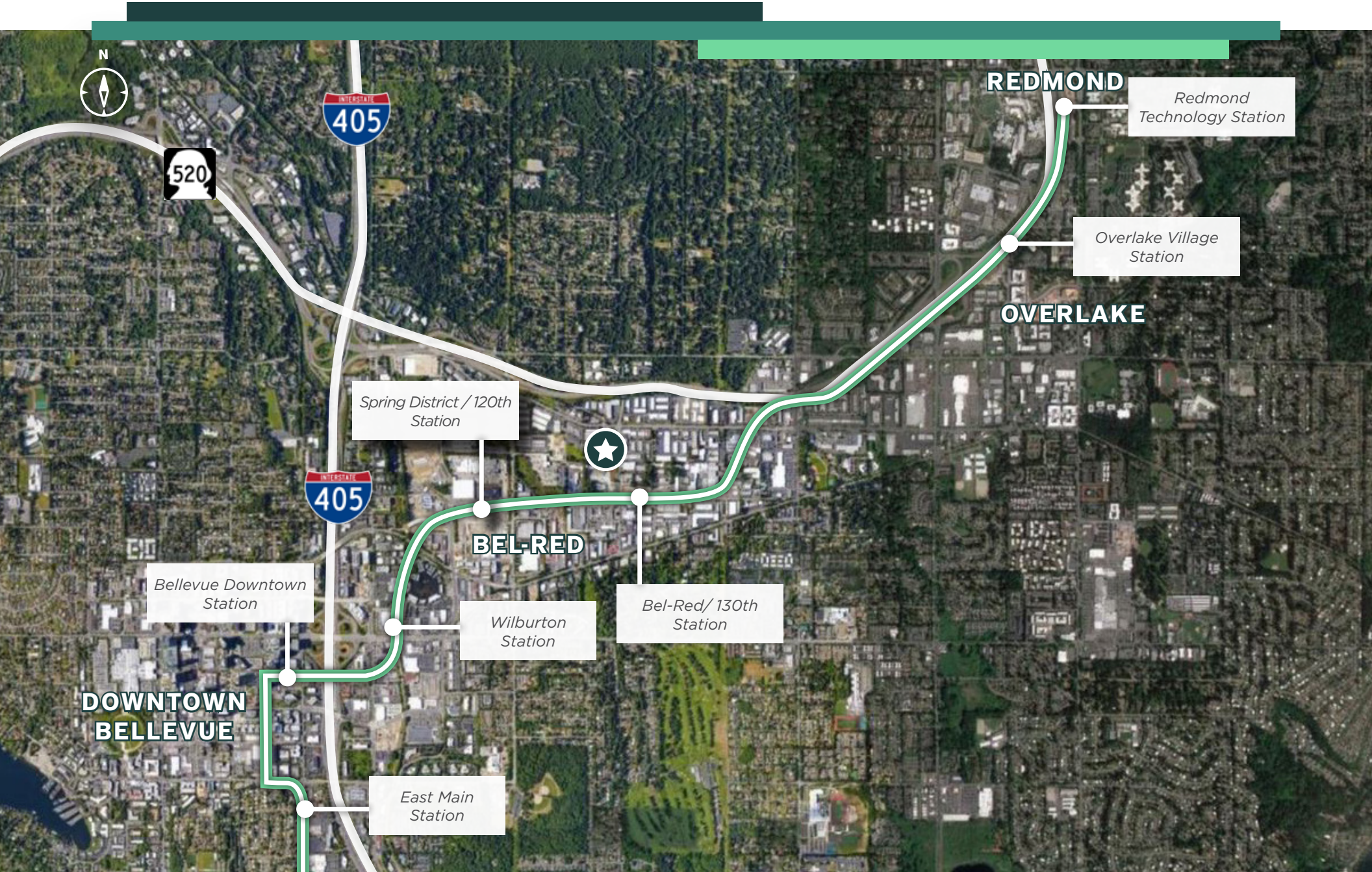
425.274.4286

gilchrist@broderickgroup.com

1. Grand Cru Wine Shop
2. Teriyaki Express
3. Angelo's of Bellevue
4. ARCO
5. BECU Credit Union
6. King's Chinese
7. Safeway
8. Staples
9. Applebee's Bar &* Grill
10. Walgreens
11. Bellevue Family YMCA
12. Ross
13. MOD Pizza
14. Fred Meyer
15. Marshalls
16. BevMo!
17. Red Robin
18. Safeway
19. Key Bank
20. QDOBA
21. Five Guys
22. Interlake Medical Center
23. Silver Cloud Inn
24. Trader Joe's
25. Wells Fargo Bank
26. Crossroads Bellevue
Dicks Sporting Goods
Regal Crossroads - Bellevue
QFC
U.S. Bank
Chipotle
Bed Bath & Beyond
JoAnn Fabrics
Cold Stone Cremery
Party City
Michaels
Bank of America

The information contained herein has been given to us by the owner or sources which we deem reliable. We have no reason to doubt its accuracy, but we do not guarantee it. Prospective tenants should carefully verify all information contained herein.

EVERGREEN CENTER



REDMOND

Redmond Technology Station

Overlake Village Station

OVERLAKE

Spring District / 120th Station



BEL-RED

Bellevue Downtown Station

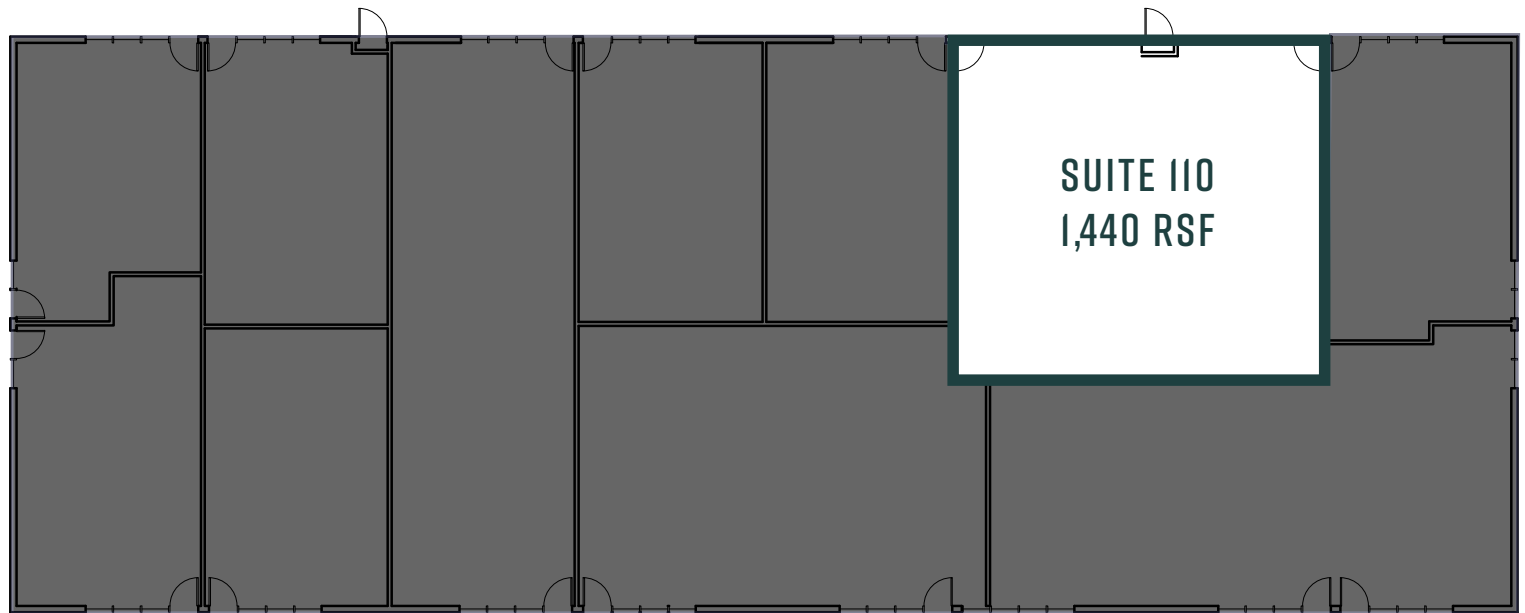
Wilburton Station

Bel-Red / 130th Station

DOWNTOWN BELLEVUE

East Main Station

EVERGREEN CENTER



NEARBY
AMENITIES

BRODERICK
• GROUP •

CONNOR GILCHRIST

425.274.4286

gilchrist@broderickgroup.com

The information contained herein has been given to us by the owner or sources which we deem reliable. We have no reason to doubt its accuracy, but we do not guarantee it. Prospective tenants should carefully verify all information contained herein.