



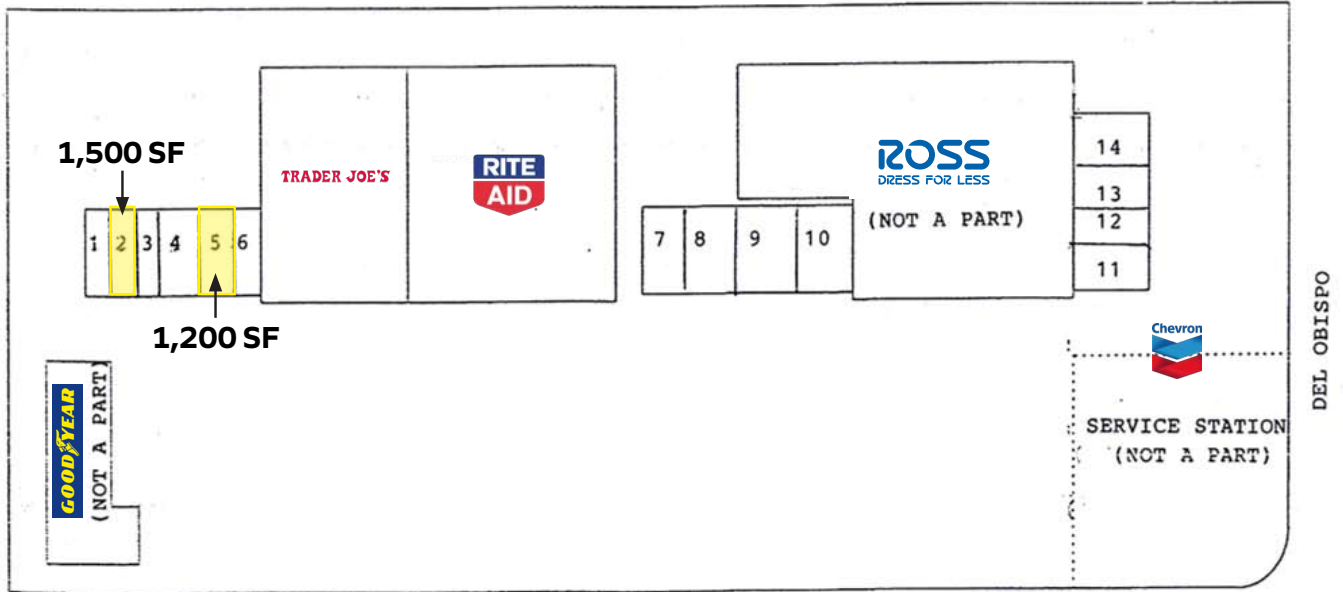
# 32151 Camino Capistrano

**FOR LEASE.** RETAIL SPACE AVAILABLE AT  
MISSION VILLAGE CENTER



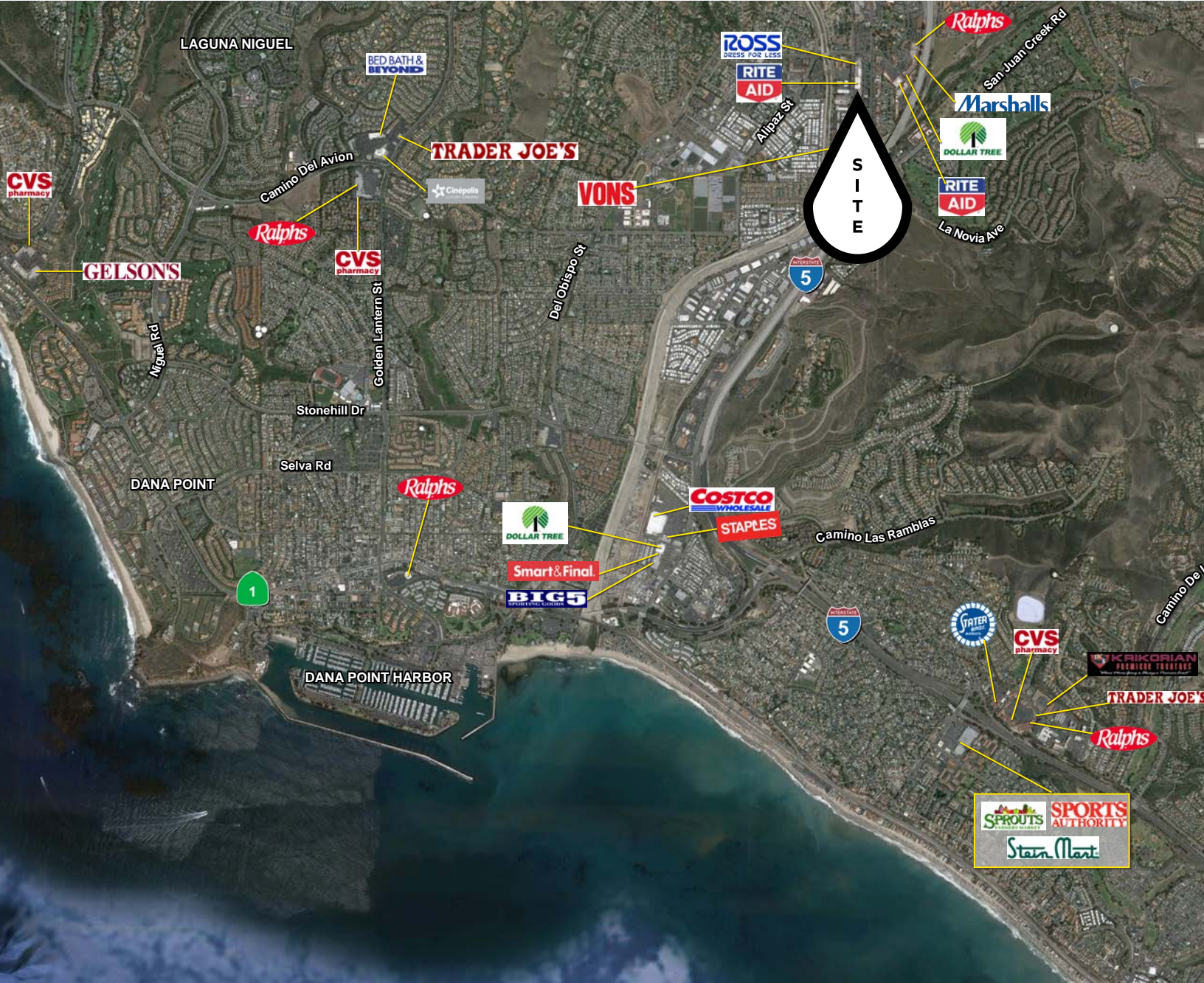
### Property Features.

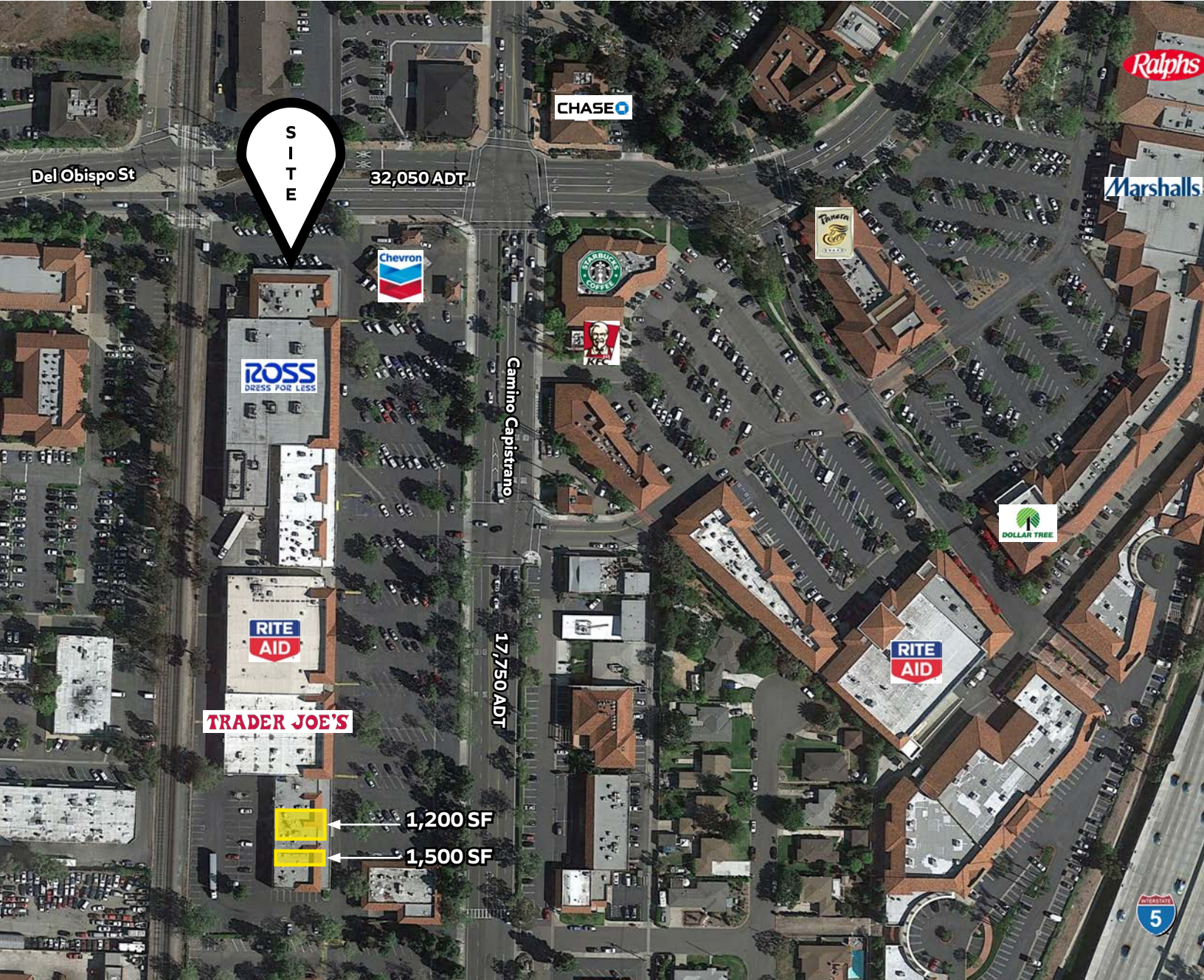
- + Located in the heart of San Juan Capistrano
- + Close proximity to affluent communities such as the Hunt Club, Bear Brand Ranch, & Rancho Mission Viejo
- + Tenants in the trade area include Ross, Rite Aid, Dunn-Edwards, Ralph's, and Marshalls.
- + Excellent visibility with convenient access and parking
- + Signalized intersection into shopping center
- + Camino Capistrano: 17,750 ADT; Del Obispo Street: 32,050 ADT



TENANT	SIZE
1. Mission Village Cleaners	1500 SF
2. <b>AVAILABLE</b>	1500 SF
3. Dentist	950 SF
4. Eng's Chinese Deli	2280 SF
5. <b>AVAILABLE</b>	1200 SF
6. Radio Shack	1800 SF
7. Ave Bagel and Cafe	1680 SF
8. Donut Hut	1320 SF
9. Pizza Hut	1650 SF
10. Dunn Edwards	5250 SF
11. Payless Carpet & Tile	1530 SF
12. En Vogue Nail Salon	1220 SF
13. Moda Optometry	550 SF
14. Mollie's Cafe	2200 SF

The information above has been obtained from sources believed to be reliable. While we do not doubt its accuracy, we have not verified it and make no guarantee, warranty or representation about it. It is your responsibility to independently confirm its accuracy and completeness. Any projections, opinions, assumptions or estimates used are for example only and do not represent the current or future performance of the property.







# 32151 Camino Capistrano, San Juan Capistrano, CA

## Rings: 1, 3, 5 mile radii

### POPULATION

	1 mile	3 miles	5 miles
Total Population	12,855	100,417	206,729
Projected Population (2022)	13,189	103,434	215,097

### HOUSING

Total Households	4,100	36,107	75,250
Projected Total Households (2022)	4,167	36,918	77,858

### INCOME

Median Household Income	\$65,582	\$104,195	\$111,892
Average Household Income	\$100,709	\$148,714	\$155,641
Per Capita Income	\$31,967	\$53,588	\$56,719
Median Disposable Income	\$54,958	\$81,935	\$88,275
Average Disposable Income	\$73,719	\$101,113	\$105,309

### DAYTIME DEMOS

Total Daytime Population	17,021	82,006	186,965
Daytime Population Workers	9,720	30,798	81,220
Daytime Population Residents	7,301	51,208	105,745

### RACE & ETHNICITY

White	8,907 <b>69.29%</b>	77,995 <b>77.67%</b>	161,085 <b>77.92%</b>
Black or African American	68 <b>0.53%</b>	926 <b>0.92%</b>	2,445 <b>1.18%</b>
American Indian & Alaska Native Population	132 <b>1.03%</b>	587 <b>0.58%</b>	1,004 <b>0.49%</b>
Asian Population	332 <b>2.58%</b>	5,560 <b>5.54%</b>	16,408 <b>7.94%</b>
Pacific Islander Population	6 <b>0.05%</b>	131 <b>0.13%</b>	287 <b>0.14%</b>
Other Race Population	2,990 <b>23.26%</b>	10,793 <b>10.75%</b>	15,353 <b>7.43%</b>
Population of Two or More Races	419 <b>3.26%</b>	4,425 <b>4.41%</b>	10,146 <b>4.91%</b>
Hispanic Population	7,280 <b>56.63%</b>	27,637 <b>27.52%</b>	44,210 <b>21.39%</b>
Non-Hispanic Population	5,575 <b>43.37%</b>	72,780 <b>72.48%</b>	162,520 <b>78.61%</b>

### EDUCATION

Bachelor's Degree	1,621 <b>18.77%</b>	20,541 <b>28.78%</b>	47,446 <b>32.41%</b>
Graduate/Professional Degree	694 <b>8.04%</b>	12,385 <b>17.35%</b>	28,362 <b>19.38%</b>

### AGE

Median Age	38.3	43.2	41.7
------------	------	------	------



**32151  
Camino  
Capistrano**

**Retail Insite**

*Commercial Real Estate*

120 S Sierra Ave, Ste. 110  
Solana Beach, CA 92075

lic. 01206760

t. 858 523 2090

w. retailinsite.net

**Chris Hodgman**  
949.284.0223  
chodgman@retailinsite.net  
lic. 01881298