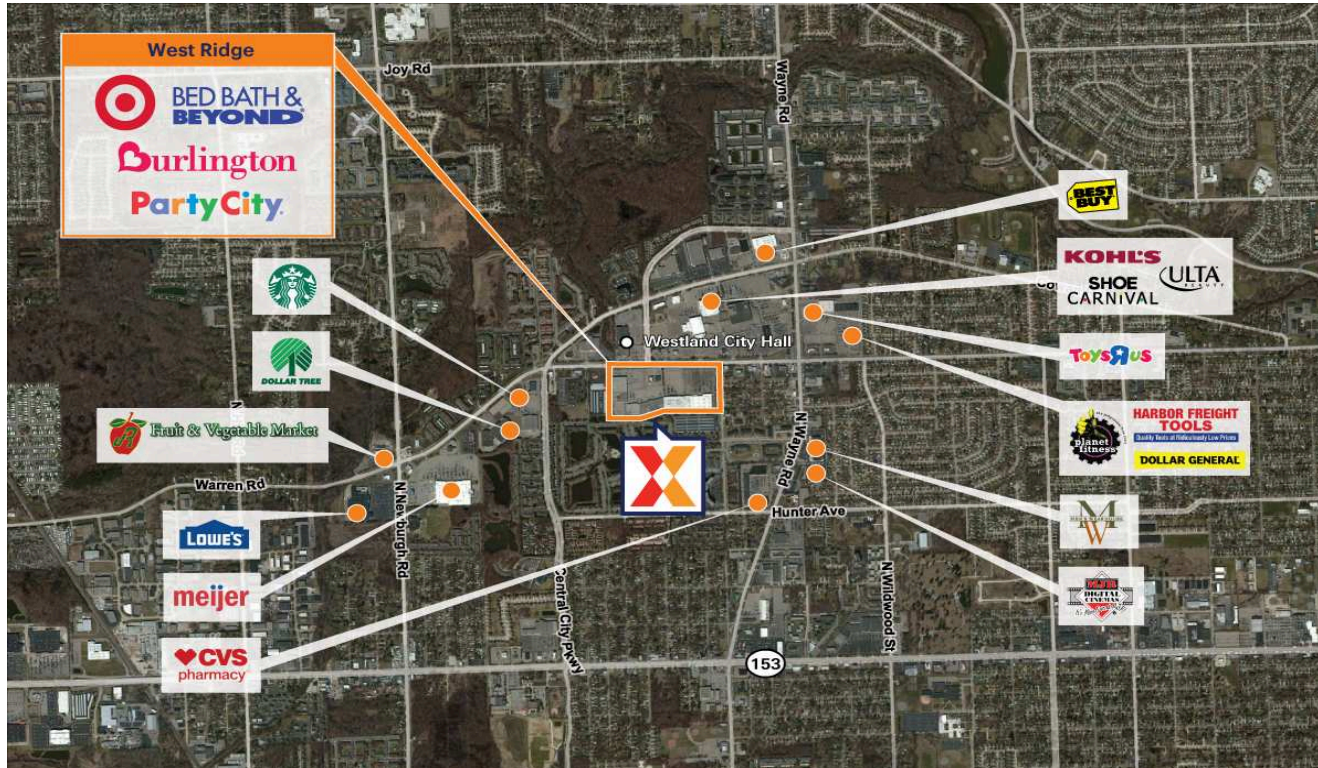


West Ridge

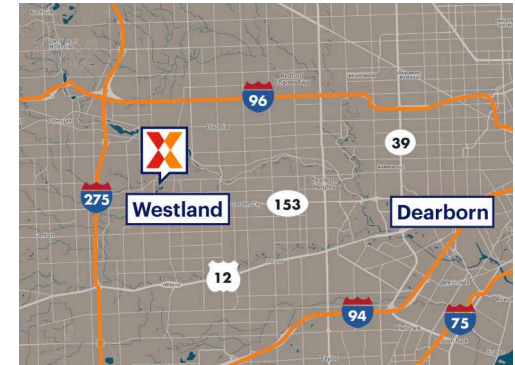
Detroit-Warren-Dearborn, MI

42.3374, -83.3941

35705 Warren Road | Westland, MI 48185



Center Size: 162,874 SF



Demographics	1 Mile	3 Mile	5 Mile
	15,449	101,073	280,794
	7,844	43,564	114,417
	\$57,653	\$67,527	\$72,774

Strong lineup of national retailers including Target, Burlington Stores, Bed Bath & Beyond, Sally Beauty Supply, Petco, Party City & Crunch Fitness

Located directly across from Westland Mall, anchored by JCPenney, Kohl's and Sears

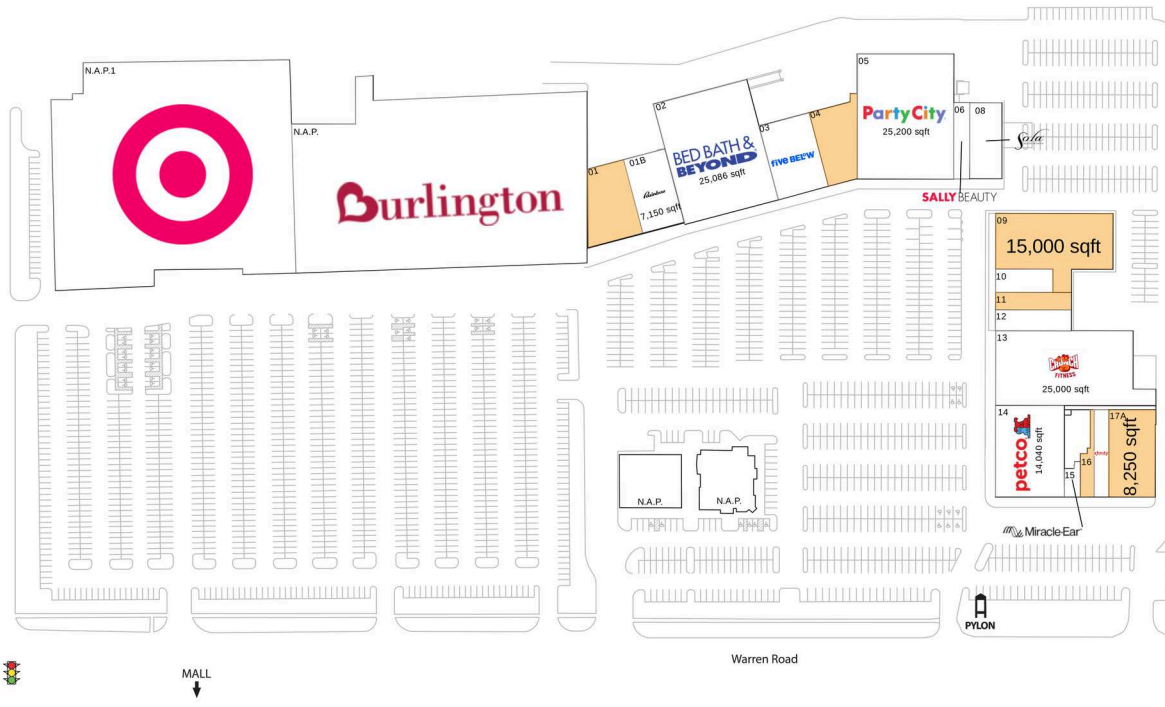
Surrounded by a dense population of 101,000+ residents within 3 miles

West Ridge

Detroit-Warren-Dearborn, MI

42.3374, -83.3941

35705 Warren Road | Westland, MI 48185



Available Space

01	7,144 SF
04	6,334 SF
09	15,000 SF
11	2,750 SF
16	1,100 SF
17A	8,250 SF

Current Retailers

N.A.P.	Burlington Stores	0 SF
N.A.P.1	Target	0 SF
01B	Rainbow	7,150 SF
02	Bed Bath & Beyond	25,086 SF
03	Five Below	8,307 SF
05	Party City	25,200 SF
06	Sally Beauty Supply	2,750 SF
08	Sola Salon Studios	4,913 SF
10	Scrubs & Beyond	2,800 SF
12	Westland Bulk Foods	3,300 SF
13	Crunch Fitness	25,000 SF
14	Petco	14,040 SF
15	Miracle-Ear	1,000 SF
17	Comcast Xfinity	2,750 SF

1363