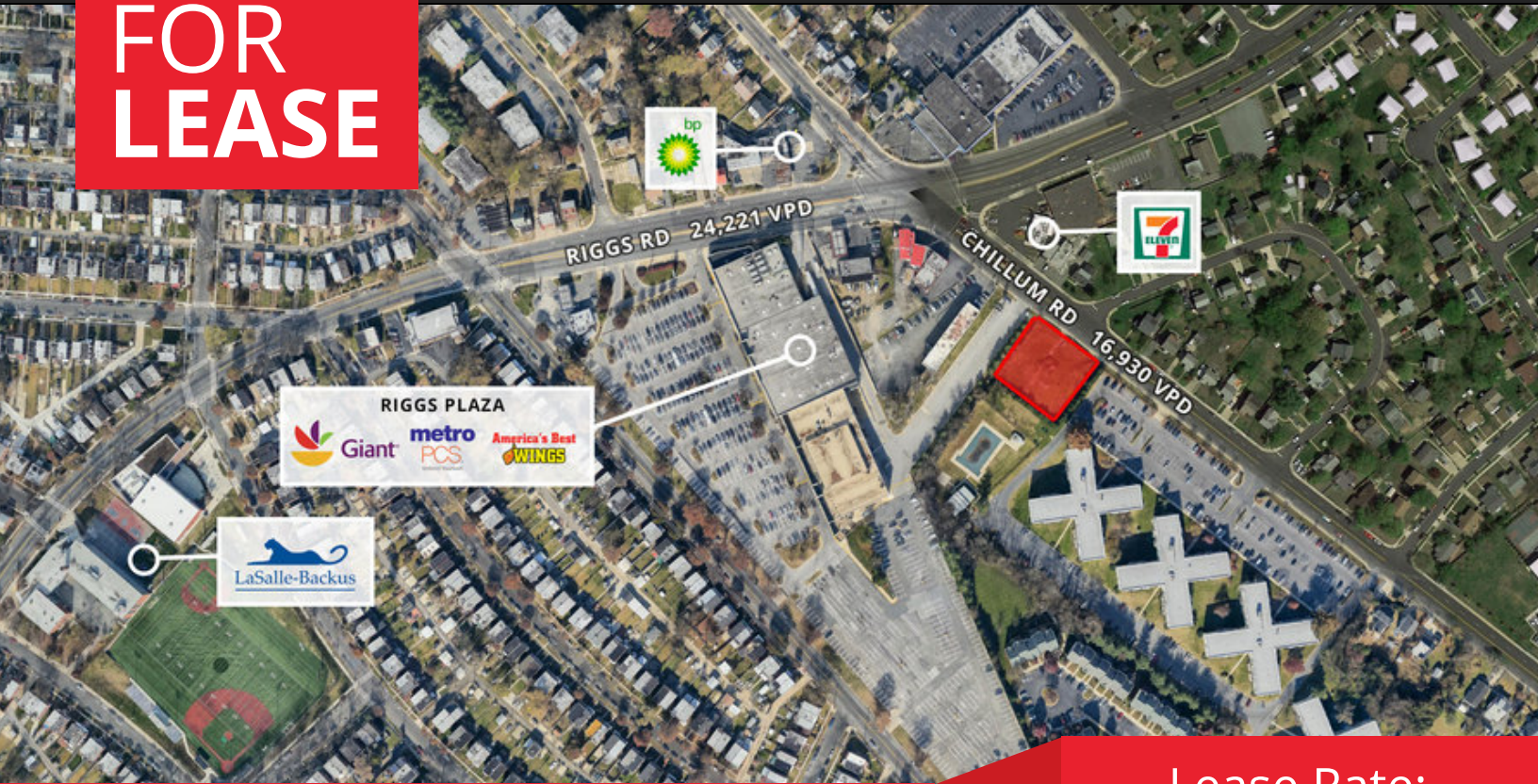


FOR LEASE



921 CHILLUM ROAD

Lease Rate:
Negotiable

PROPERTY OVERVIEW

Located behind Riggs Plaza. Riggs Plaza is a 95,500 SF, Giant Foods anchored neighborhood center. The property is situated on the border of Maryland and Washington, DC.

DEMOGRAPHICS

	1 MILE	2 MILES	3 MILES
Households:	10,802	41,807	100,545
Population:	29,191	113,673	276,643
Avg HH Income:	\$68,106	\$70,342	\$70,545

PROPERTY HIGHLIGHTS

- Multiple points of access and strong visibility from Riggs Road (20,000 ADT).
- Densely populated area with 110,986 households within a 3-mile radius.
- Average household income of \$91,857 within a 3-mile radius.

AVAILABLE SPACES

Build to suit

10,000 SF

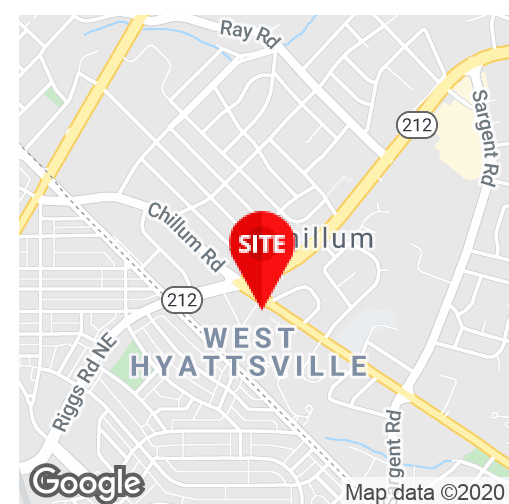
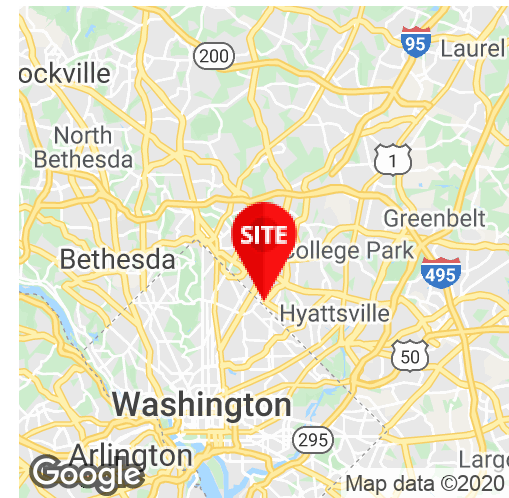
FOR FURTHER INFORMATION, PLEASE CONTACT:

AMIT GROVER • agrover@divaris.com • 571.620.5143

JOSEPH FARINA • jfarina@divaris.com • 571.620.5142



**FOR
LEASE**



FOR FURTHER INFORMATION, PLEASE CONTACT:

AMIT GROVER • agrover@divaris.com • 571.620.5143
JOSEPH FARINA • jfarina@divaris.com • 571.620.5142

