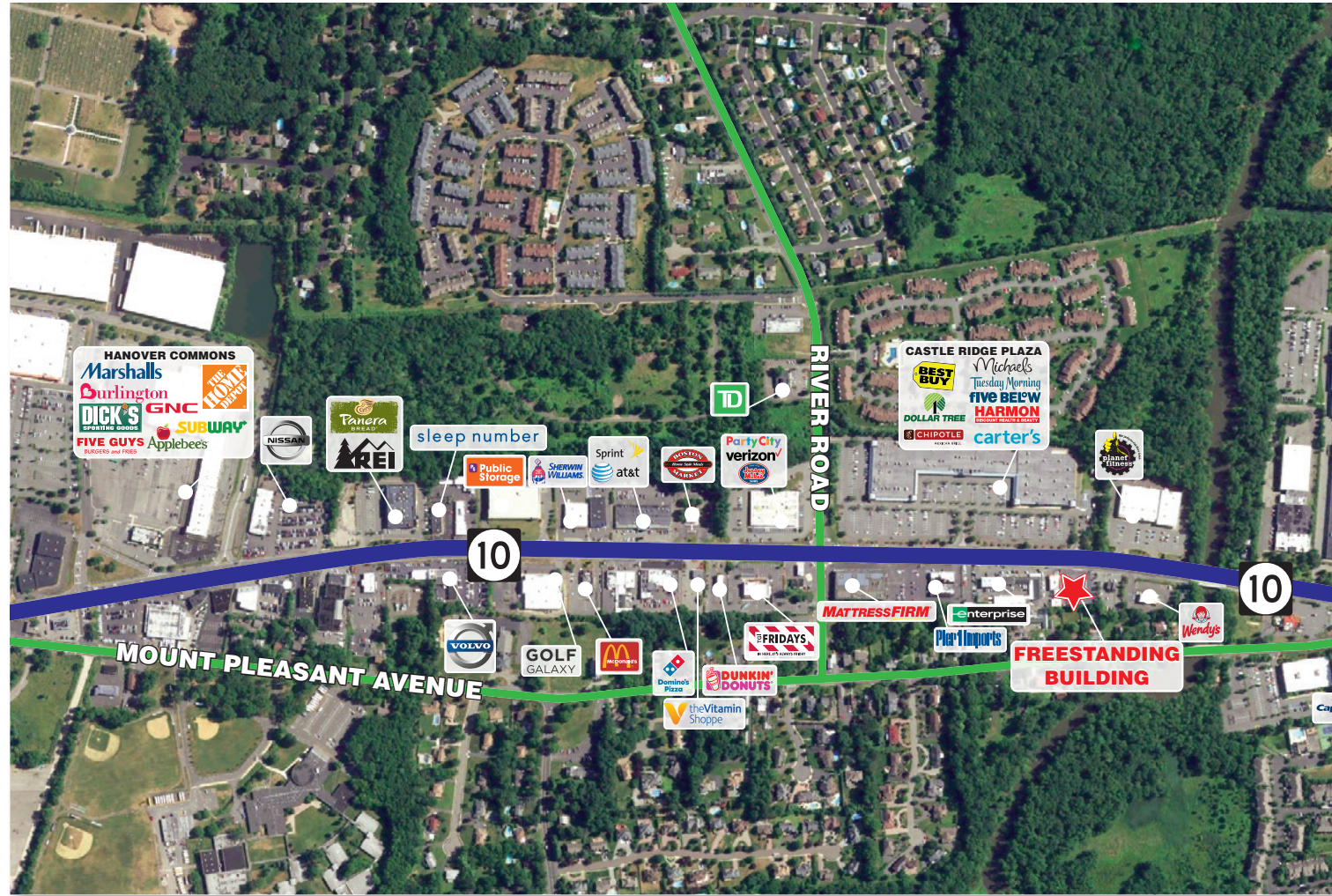


Freestanding Building East Hanover, New Jersey 07936



RD MANAGEMENT LLC

East Hanover, NJ

Freestanding Building (With Proposed Drive-Thru)



Location:

This freestanding building is located in Morris County at 405 NJ State Route 10 in East Hanover, New Jersey 07936.

Type:

Freestanding

GLA:

1,600 sf + 484 sf storage basement

Parking:

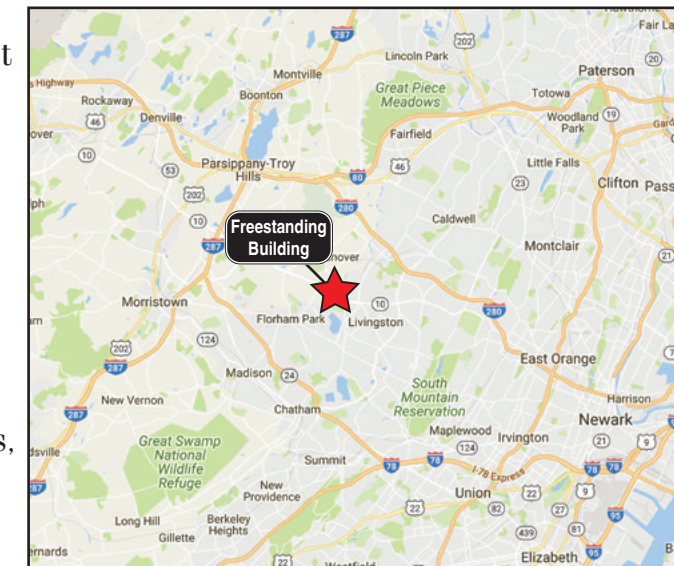
27 cars

Traffic:

Two way average daily traffic
33,000 cars per day

Area Retailers:

Home Depot, Burlington, Dick's, Marshall's (Hanover Commons); Best Buy, Michael's, Dollar Tree, Carter's, Tuesday Morning, Five Below (Castle Ridge Plaza); Party City, Planet Fitness, Pier 1 Imports, Mattress Firm, Wendy's



Demographics	1 mile	3 mile	5 mile	7 mile
Population				
2023 (projection)	4,894	44,449	147,790	378,787
2018 (estimate)	4,876	44,262	147,202	377,102
2010 (census)	4,820	43,662	143,250	365,416
Number of HH				
2023 (projection)	1,911	16,321	55,556	145,456
2018 (estimate)	1,858	15,908	54,051	141,735
2010 (census)	1,800	15,342	51,324	134,119
Average HH Income				
2023 (projection)	\$196,852	\$236,223	\$237,552	\$217,269
2018 (estimate)	\$154,762	\$184,365	\$187,661	\$172,115
2010 (census)	\$155,648	\$148,082	\$150,089	\$137,731
Median Age				
2018 (estimate)	48.2	44.4	42.5	41.2
Daytime Population				
2018 (estimate)	14,398	72,273	187,783	422,521

RD Management LLC

Darren Sasso

212-265-6600 x354

dsasso@rdmanagement.com

810 Seventh Avenue, 10th floor
New York, NY 10019

RD Management LLC is ranked one of the Top 100 Retail Real Estate Owners in the U.S.

Information furnished is from sources deemed reliable, but is not guaranteed by RD Management and is subject to change in price, corrections, errors and omissions, prior sales or withdrawal without notice.

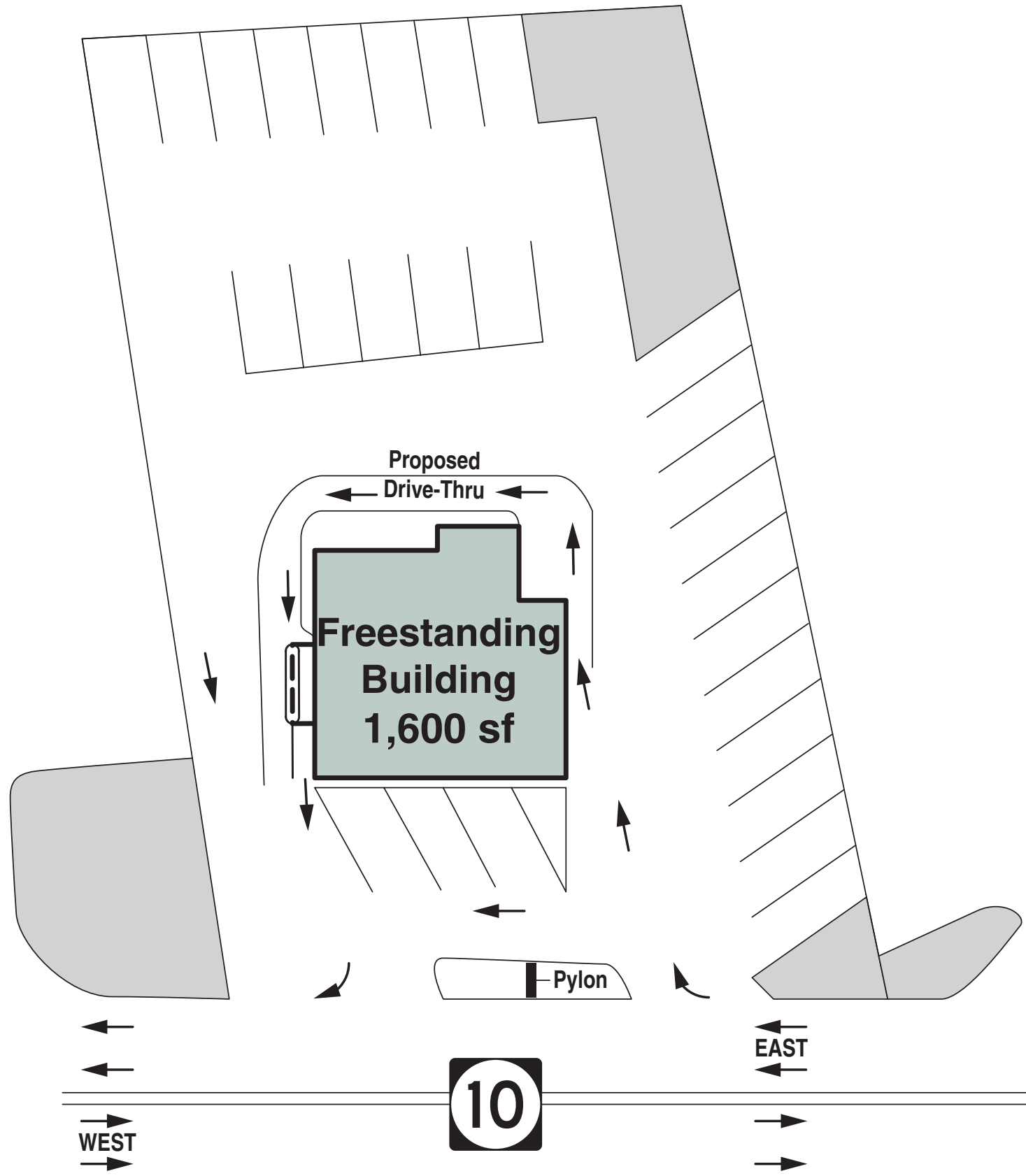
Freestanding Building (With Proposed Drive-Thru)

405 NJ Route 10 East

East Hanover, New Jersey 07936



Darren Sasso
 212-265-6600 x354
dsasso@rdmanagement.com
 810 Seventh Avenue, 10th floor
 New York, NY 10019



**Freestanding Building
 Storage Basement**

**(40' x 36' irr.)
 (22' x 22' irr.)**

**1,600 sf
 484 sf**

