

3043 Gentilly Blvd., New Orleans Demographics

3043 Gentilly Blvd, New Orleans, Louisiana, 70122 (5 minutes)

3043 Gentilly Blvd, New Orleans, Louisiana, 70122

Drive time of 5 minutes

Prepared by Esri

Latitude: 29.99833

Longitude: -90.06131

KEY FACTS



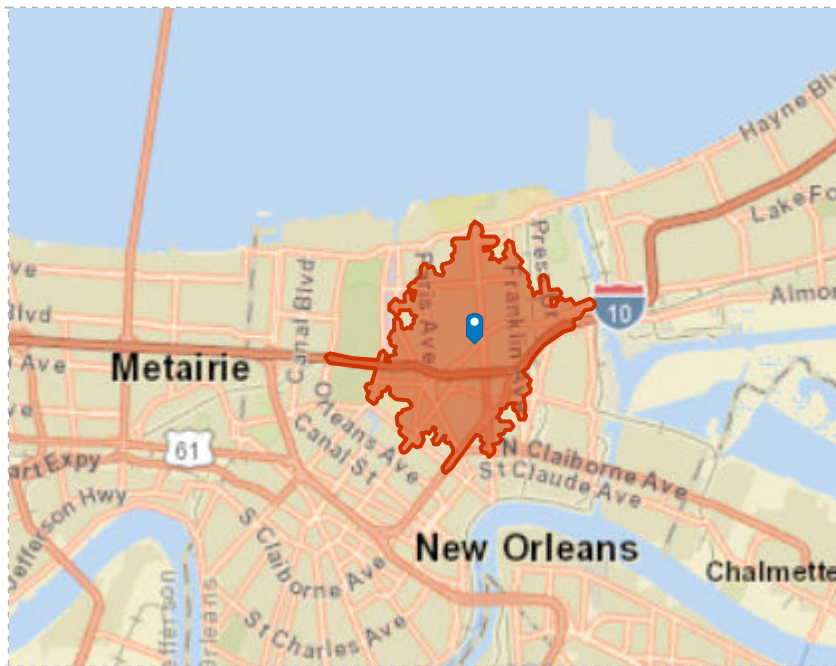
44,537
Population



Median Age



18,373
Total Households



BUSINESS



1,256
Total Businesses



10,244
Total Employees

INCOME



\$19,488
Median Net Worth



\$51,884
Average Household Income

EDUCATION



No High School Diploma



26%
High School Graduate



30%
Some College



29%
Bachelor's/Grad/Prof Degree

EMPLOYMENT



64%
White Collar



18%
Blue Collar



17%
Services



Unemployment Rate

Source: This infographic contains data provided by Esri, Esri and Data Axle. The vintage of the data is 2021, 2026.

3043 Gentilly Blvd., New Orleans Demographics

3043 Gentilly Blvd, New Orleans, Louisiana, 70122 (10 minutes)

3043 Gentilly Blvd, New Orleans, Louisiana, 70122

Drive time of 10 minutes

Prepared by Esri

Latitude: 29.99833

Longitude: -90.06131

KEY FACTS



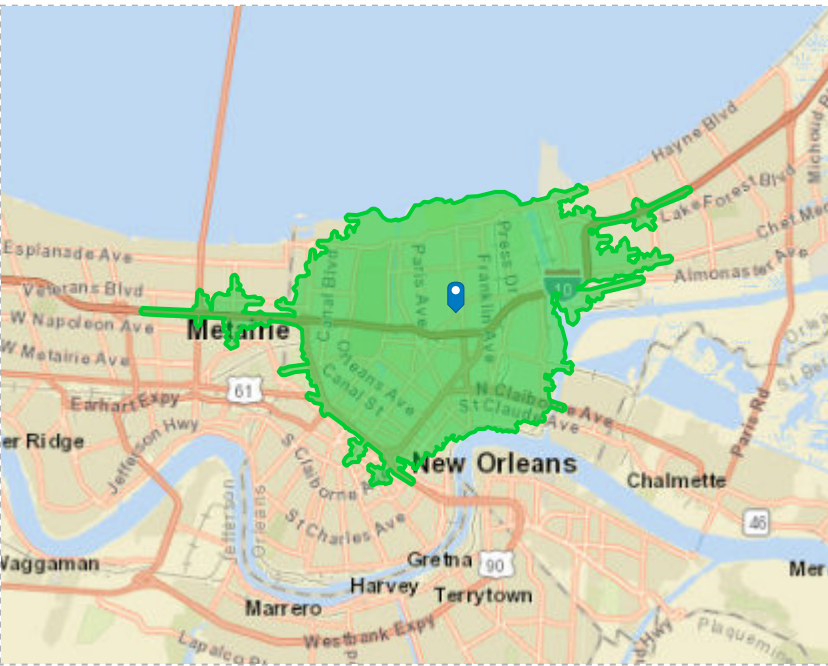
156,418
Population



38.1
Median Age



66,160
Total Households



BUSINESS



8,616
Total Businesses



91,770
Total Employees

INCOME



\$23,315
Median Net Worth



\$69,979
Average Household Income

EDUCATION



13%
No High School Diploma



22%
High School Graduate



27%
Some College



38%
Bachelor's/Grad/Prof Degree

EMPLOYMENT



69%
White Collar



15%
Blue Collar



16%
Services



14.1%
Unemployment Rate

Source: This infographic contains data provided by Esri, Esri and Data Axle. The vintage of the data is 2021, 2026.

3043 Gentilly Blvd., New Orleans Demographics

3043 Gentilly Blvd, New Orleans, Louisiana, 70122 (15 minutes)

3043 Gentilly Blvd, New Orleans, Louisiana, 70122

Drive time of 15 minutes

Prepared by Esri

Latitude: 29.99833

Longitude: -90.06131

KEY FACTS



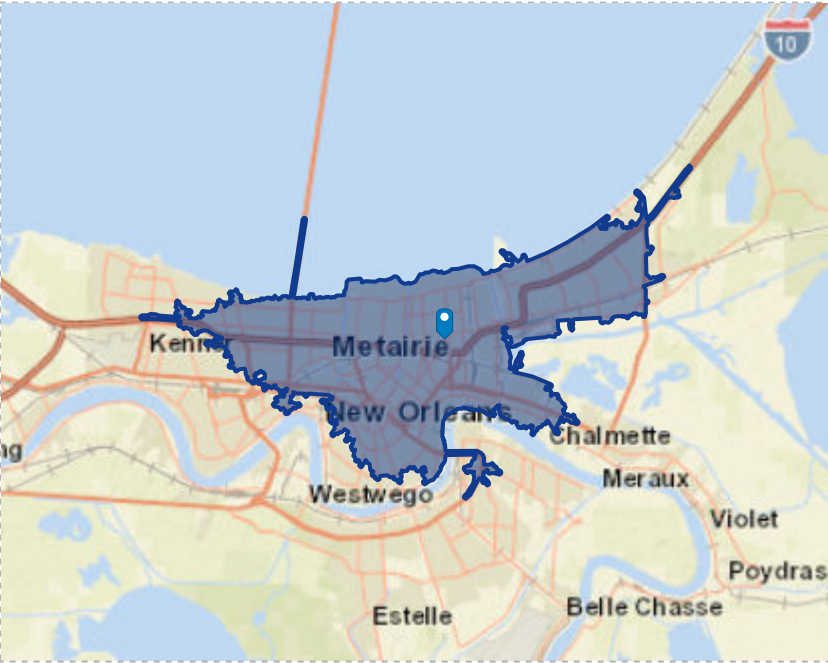
386,020
Population



38.2
Median Age



165,285
Total Households



BUSINESS



23,534
Total Businesses



264,055
Total Employees

INCOME



\$33,833
Median Net Worth



\$75,595
Average Household Income

EDUCATION



12%
No High School Diploma



23%
High School Graduate



26%
Some College



39%
Bachelor's/Grad/Prof Degree

EMPLOYMENT



69%
White Collar



16%
Blue Collar



15%
Services



11.4%
Unemployment Rate

Source: This infographic contains data provided by Esri, Esri and Data Axle. The vintage of the data is 2021, 2026.