

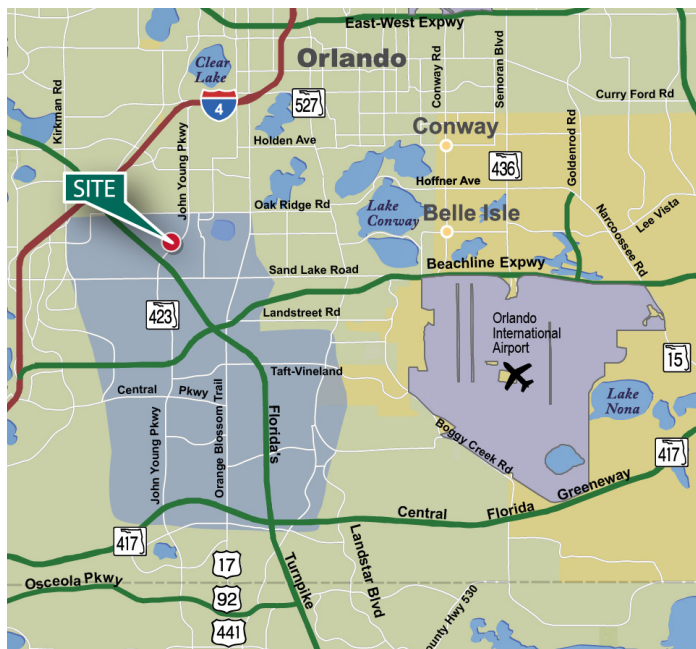
56,000 SF

Industrial Space For Lease



Prologis Orlando Central Park

7453-7481 Presidents Drive
Orlando, FL 32809 USA



LOCATION

- Immediate access to John Young Parkway, Orange Blossom Trail (US 441) and Sand Lake Road
- Easy access to the Beachline Expressway (SR 528), Florida's Turnpike and Interstate 4

FACILITY

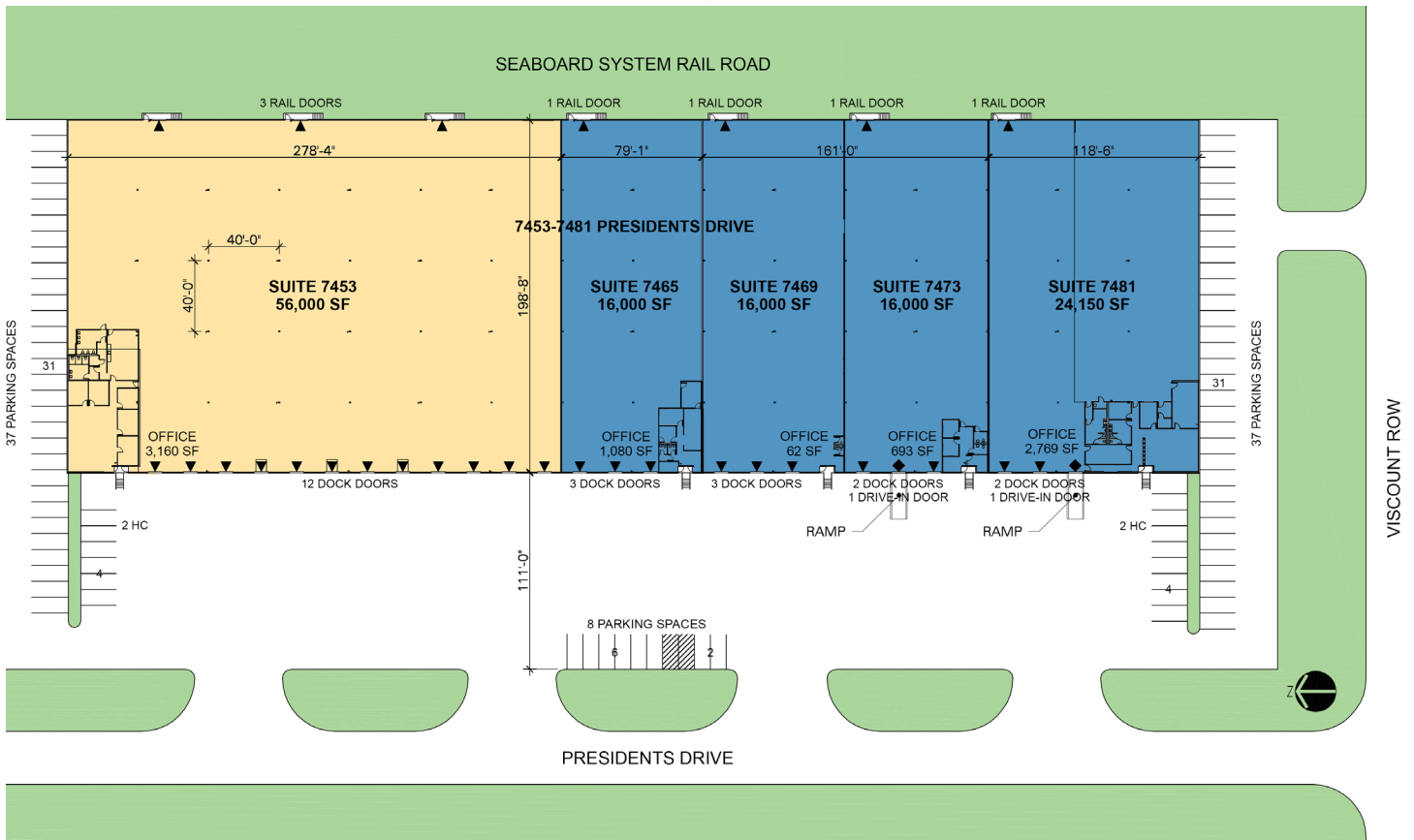
- 128,150 SF building
- Built in 1981
- Front loading
- 22' clear height
- 200' building depth
- 40' x 40' column spacing (typical)
- 111' truck court
- .64 / 1,000 SF parking

SUITE 7453

- 56,000 SF available
- 3,160 SF of office
- 12 dock doors
- 3 rail doors
- End cap space

56,000 SF

Industrial Space For Lease



- LEGEND**
- AVAILABLE
 - LEASED
 - DOCK DOOR
 - DRIVE-IN DOOR



CITE PARTNERS

Cite Partners

Matthew E. Sullivan, SIOR, CCIM
matt.sullivan@citepartners.com
+1 407.930.1802 phone
100 E. Pine Street, Suite 200
Orlando, FL 32801 USA

Cite Partners

Wilson McDowell, SIOR, CCIM
wilson.mcdowell@citepartners.com
+1 407.930.1801 phone
100 E. Pine Street, Suite 200
Orlando, FL 32801 USA

Cite Partners

Bobby Isola, SIOR, CCIM
bobby.isola@citepartners.com
+1 407.930.1804 phone
100 E. Pine Street, Suite 200
Orlando, FL 32801 USA

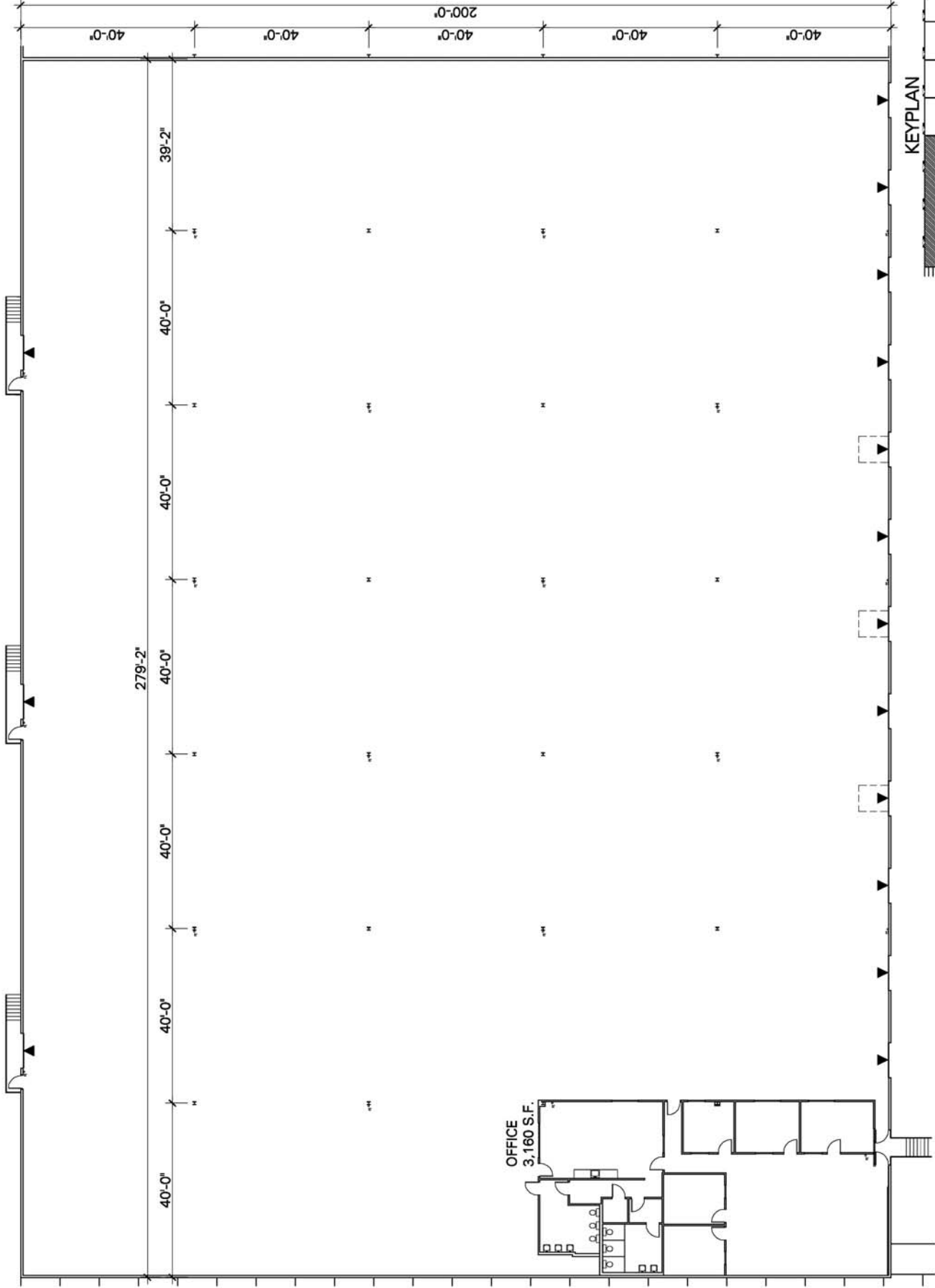
Prologis

Rebecca Perez
rmperez@prologis.com
+1 407.244.7108 phone
300 S. Orange Ave., Suite 1110
Orlando, FL 32801 USA

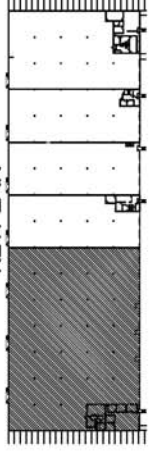
No warranty or representation, expressed or implied, is made as to the accuracy of the information contained herein, and same is submitted subject to error and omissions.

www.prologis.com

SEABOARD SYSTEM RAIL ROAD



KEYPLAN



PROLOGIS
ORLANDO
CENTRAL PARK

7453
PRESIDENTS DRIVE
ORLANDO, FLORIDA

SUITE DATA

OFFICE:	3,160 S.F.
WAREHOUSE:	52,840 S.F.
TOTAL AREA:	56,000 S.F.
CLEAR HEIGHT:	22 FEET
DOCK DOORS:	12
DRIVE-IN DOORS:	0
RAIL DOORS:	3
TYPICAL BAY:	40'-0" x 40'-0"

OVERALL BUILDING: 128,160 S.F.

