



Park Forest Shopping Center

9700 Greenwell Springs Rd., Baton Rouge, LA 70814

Property Highlights

- PREMIER RETAIL OR OFFICE OPPORTUNITY!
- Spaces for lease in grocery anchored shopping center on Greenwell Springs Blvd.
- Located right off of Airline Hwy.
- Greenwell Springs Rd. average traffic count +/- 26,000 daily.
- \$2 Triple Net Charges
- Two inline spaces and anchor space available.

Lease Rate

\$5.00 - \$12.00 SF/yr (NNN)



For more information

Michael Cashio, CCIM

O: 225 295 0800 | C: 225 247 9812
mcashio@latterblum.com

Jake Loach

O: 225 295 0800 | C: 256 724 2764
jakeloach@latterblum.com

Ty Gose, SIOR, CCIM

O: 225 295 0800 | C: 225 297 7808
ty@latterblum.com

CALL OR EMAIL FOR MORE INFORMATION

For Lease

Retail Property

1,200 - 35,922 SF | \$5.00 - \$12.00 SF/yr

LEASE TYPE | NNN

TOTAL SPACE | 1,200 - 35,922 SF

LEASE TERM | Negotiable

LEASE RATE | \$5.00 - \$12.00 SF/yr



SUITE	SIZE (SF)	LEASE TYPE	LEASE RATE
9702	9,100 SF	NNN	\$10.00 SF/yr
9708	35,922 SF	NNN	\$5.00 SF/yr
9708A	18,000 SF	NNN	\$7.50 SF/yr
9708B	18,000 SF	NNN	\$7.50 SF/yr

Additional Photos



Suite 9708

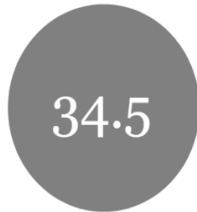


Demographics: 10 Min. Drive Time

KEY FACTS



78,440
Population

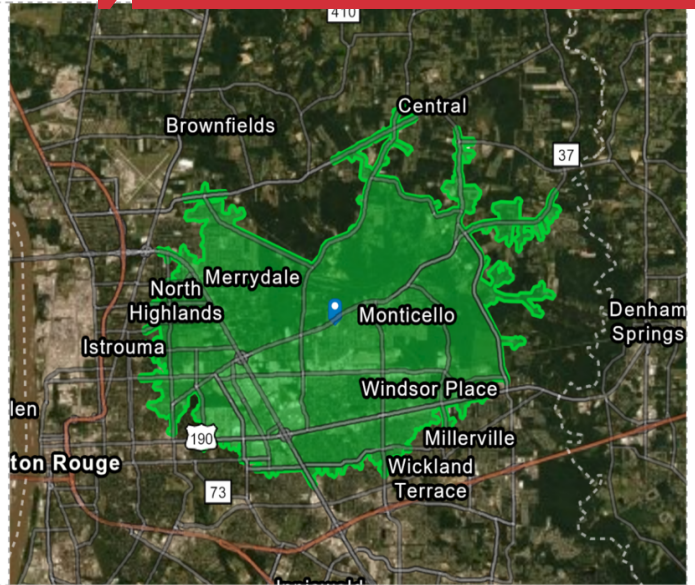


34.5

Median Age



28,650
Total Households



BUSINESS



3,687
Total Businesses



36,408
Total Employees

INCOME



\$30,059
Median Net Worth



\$61,045
Average Household
Income

EDUCATION



No High School Diploma



36%
High School Graduate



30%
Some College



20%
Bachelor's/Grad/Prof
Degree

EMPLOYMENT



57%
White Collar



26%
Blue Collar

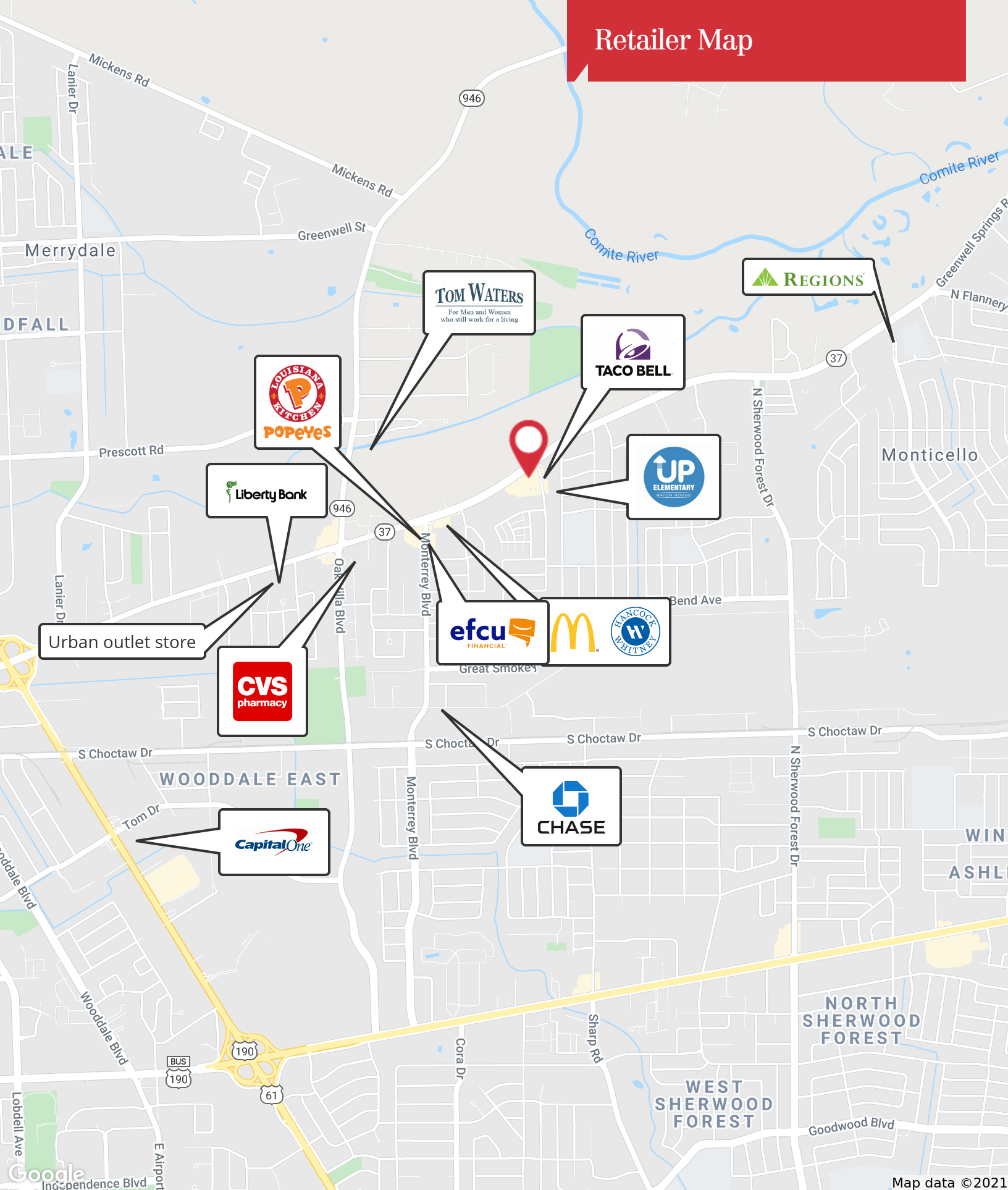


17%
Services



Unemployment Rate

Retailer Map



Map data ©2021

1700 City Farm Drive
Baton Rouge, LA 70806
225 295 0800 tel
latterblum.com

Location Maps



Map data ©2021 Imagery ©2021 Maxar Technologies, U.S. Geological Survey, USDA Farm Service Agency



1700 City Farm Drive
Baton Rouge, LA 70806
225 295 0800 tel
latterblum.com